

Health Coverage: State-to-State 2023



AHIP's **Health Coverage: State-to-State** details the important role health plans play in all 50 states and Washington, D.C. This report catalogues what health plans contribute in terms of:

- Access to health care coverage
- Number of jobs the industry generates, both directly and indirectly
- Tax revenues paid to support the local economy

Data for this report were compiled from various sources (please see end of the report for a detailed list) and represents the most recent and complete information available. Due to the different schedules of the organizations' reporting cycles, some data are less recent than others.



Table of Contents

Click on the state name for more information.

[Alabama](#)

[Alaska](#)

[Arizona](#)

[Arkansas](#)

[California](#)

[Colorado](#)

[Connecticut](#)

[Delaware](#)

[Florida](#)

[Georgia](#)

[Hawaii](#)

[Idaho](#)

[Illinois](#)

[Indiana](#)

[Iowa](#)

[Kansas](#)

[Kentucky](#)

[Louisiana](#)

[Maine](#)

[Maryland](#)

[Massachusetts](#)

[Michigan](#)

[Minnesota](#)

[Mississippi](#)

[Missouri](#)

[Montana](#)

[Nebraska](#)

[Nevada](#)

[New Hampshire](#)

[New Jersey](#)

[New Mexico](#)

[New York](#)

[North Carolina](#)

[North Dakota](#)

[Ohio](#)

[Oklahoma](#)

[Oregon](#)

[Pennsylvania](#)

[Rhode Island](#)

[South Carolina](#)

[South Dakota](#)

[Tennessee](#)

[Texas](#)

[Utah](#)

[Vermont](#)

[Virginia](#)

[Washington](#)

[West Virginia](#)

[Wisconsin](#)

[Wyoming](#)

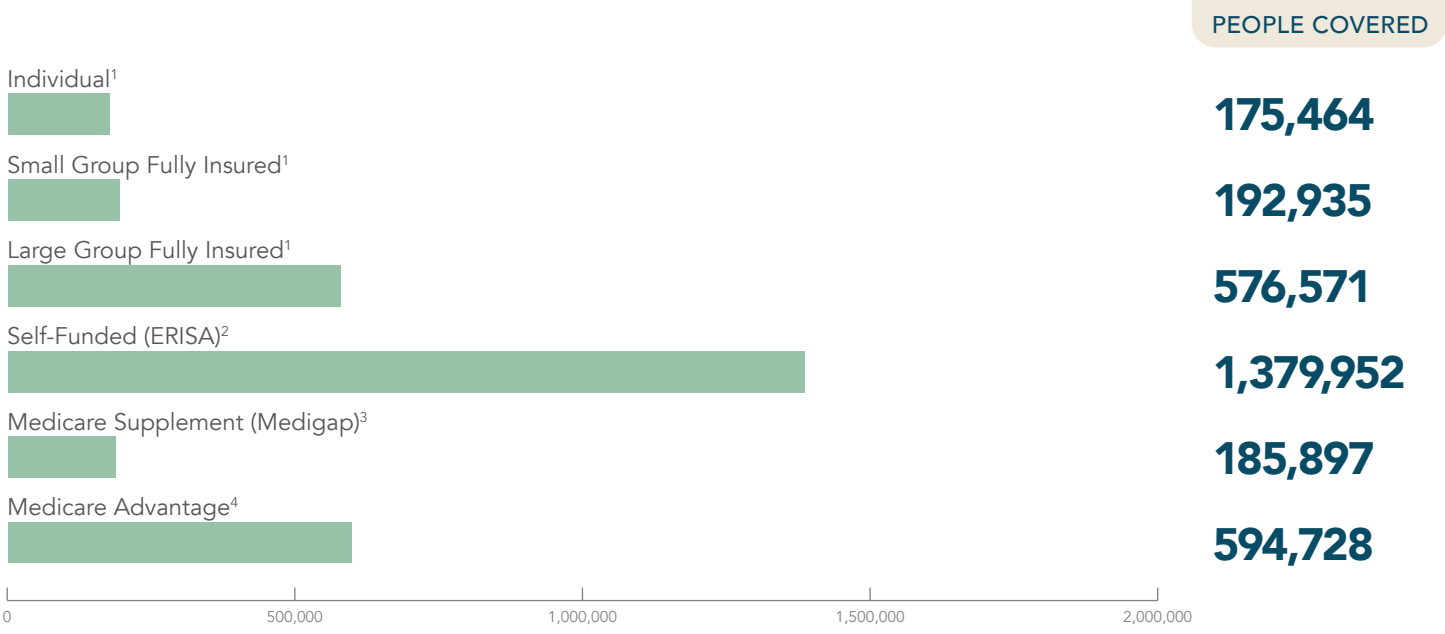
[Washington, D.C.](#)

Alabama

Health Insurance by the Numbers



Access to Insurance



Health Insurance Employment in Alabama

EMPLOYEES

Health Plan Employees⁶ **5,029**
 Insurance-Related Employees⁷ ... **12,852**

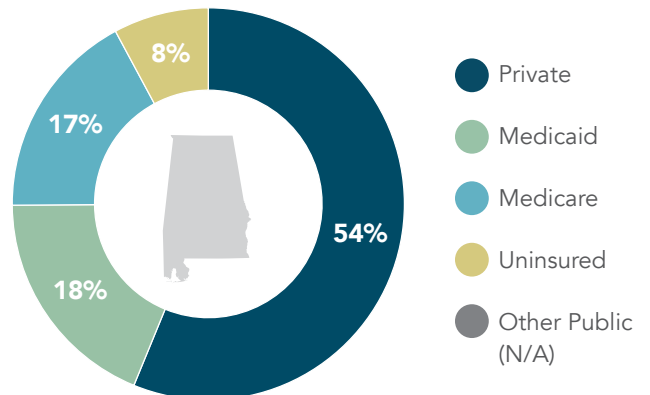
PAYROLL

Health Plan Employees⁶ **\$544,017,000**
 Insurance-Related Employees⁷ ... **\$1,122,518,000**

AVERAGE WAGE

Health Plan Employees⁶ **\$108,176**
 Insurance-Related Employees⁷ ... **\$87,342**

Health Insurance Coverage of Alabama Residents⁸



All data sources and notes, labeled 1 - 18, are referenced in detail on the "Sources & Notes" page at the end of the full report, or at this link: [AHIP.org/2023-State-Data](https://www.ahip.org/2023-State-Data)

Data compiled by AHIP, Center for Policy and Research, February 2023.

Largest Health Plans by Number of People Covered

COMMERCIAL ⁹	Blue Cross and Blue Shield of Alabama	Bright Health Plan	Cigna	UnitedHealthcare	Viva Health
MEDIGAP ¹⁰	Aetna, a CVS Health Company	Blue Cross and Blue Shield of Alabama	Cigna	Mutual Of Omaha	UnitedHealthcare
MEDICARE ADVANTAGE ¹¹	Blue Cross and Blue Shield of Alabama	Cigna	Humana	UnitedHealthcare	Viva Health

STATE PREMIUM TAX COLLECTED¹²: **\$468,162,000**

Individual Marketplace in Alabama

Marketplace Enrollees Receiving Premium Subsidies¹³

200,963 (97%)

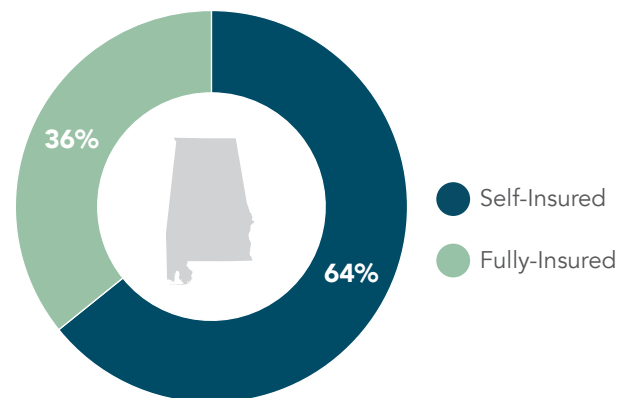
Average Monthly Premium Subsidy¹³

\$713

Percent of Subsidy-Eligible Population Enrolled in Marketplaces¹⁴

35%

Employer-Sponsored Insurance by Type¹⁵



Coverage by Employers in Alabama

Share of Workers in Companies Offering Insurance¹⁶

89%

Share of Workers in Companies Offering a Choice From Among Two or More Plans¹⁷

59%

Percent of Single Coverage Premiums Paid by Employers¹⁸

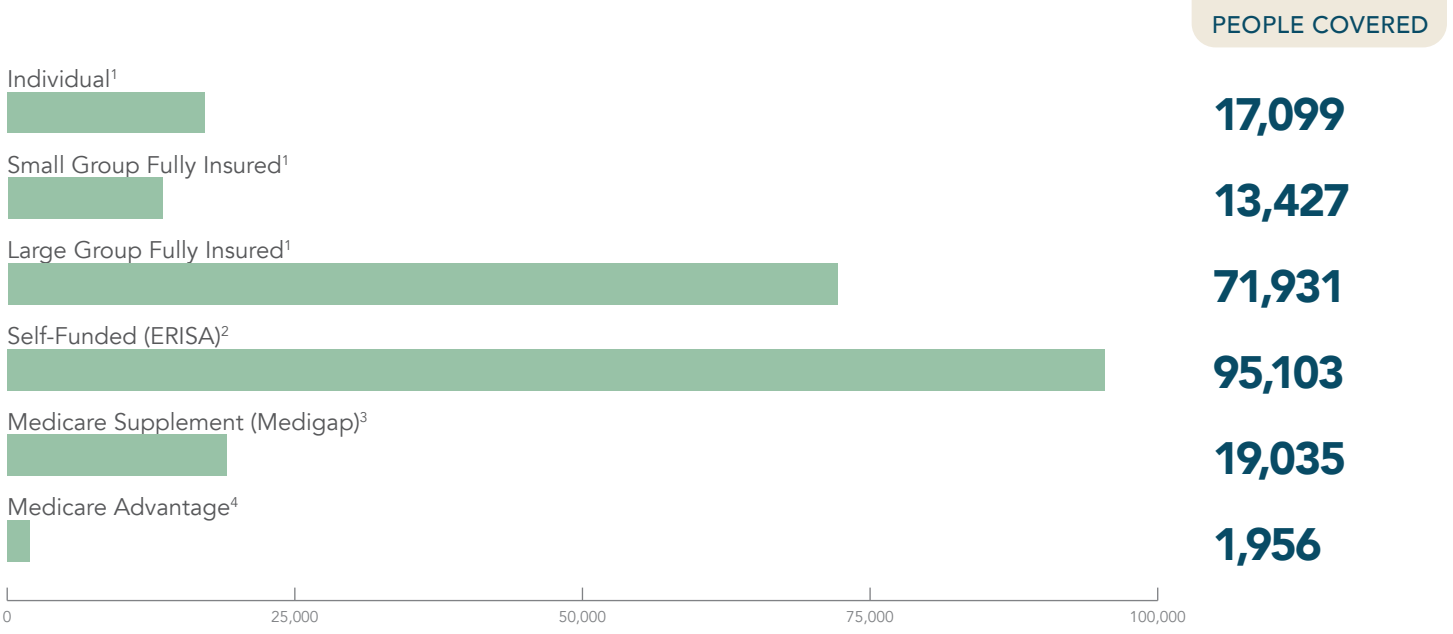
74%

Alaska

Health Insurance by the Numbers



Access to Insurance



Health Insurance Employment in Alaska

EMPLOYEES

Health Plan Employees⁶ **86**
 Insurance-Related Employees⁷ ... **1,226**

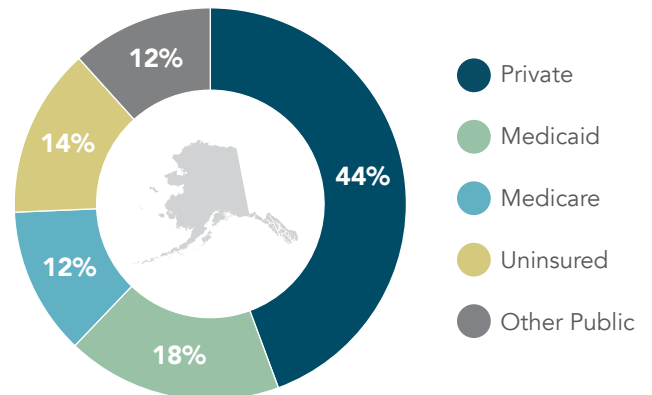
PAYROLL

Health Plan Employees⁶ **\$5,797,000**
 Insurance-Related Employees⁷ ... **\$86,946,000**

AVERAGE WAGE

Health Plan Employees⁶ **\$67,407**
 Insurance-Related Employees⁷ ... **\$70,918**

Health Insurance Coverage of Alaska Residents⁸



All data sources and notes, labeled 1 - 18, are referenced in detail on the "Sources & Notes" page at the end of the full report, or at this link: [AHIP.org/2023-State-Data](https://www.ahip.org/2023-State-Data)

Data compiled by AHIP, Center for Policy and Research, February 2023.

Largest Health Plans by Number of People Covered

COMMERCIAL ⁹	Aetna, a CVS Health Company	Moda Health	Premera Blue Cross Blue Shield of Alaska	UnitedHealthcare	American International Group
MEDIGAP ¹⁰	Humana	Mutual Of Omaha	Premera Blue Cross Blue Shield of Alaska	State Farm	UnitedHealthcare
MEDICARE ADVANTAGE ¹¹	Aetna, a CVS Health Company	Anthem (Elevance Health)	Humana	UnitedHealthcare	Zing Health

STATE PREMIUM TAX COLLECTED¹²: **\$61,558,000**

Individual Marketplace in Alaska

Marketplace Enrollees Receiving Premium Subsidies¹³

18,576 (86%)

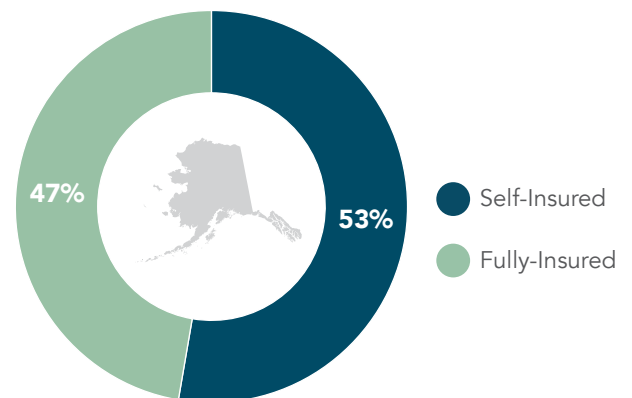
Average Monthly Premium Subsidy¹³

\$695

Percent of Subsidy-Eligible Population Enrolled in Marketplaces¹⁴

30%

Employer-Sponsored Insurance by Type¹⁵



Coverage by Employers in Alaska

Share of Workers in Companies Offering Insurance¹⁶

79%

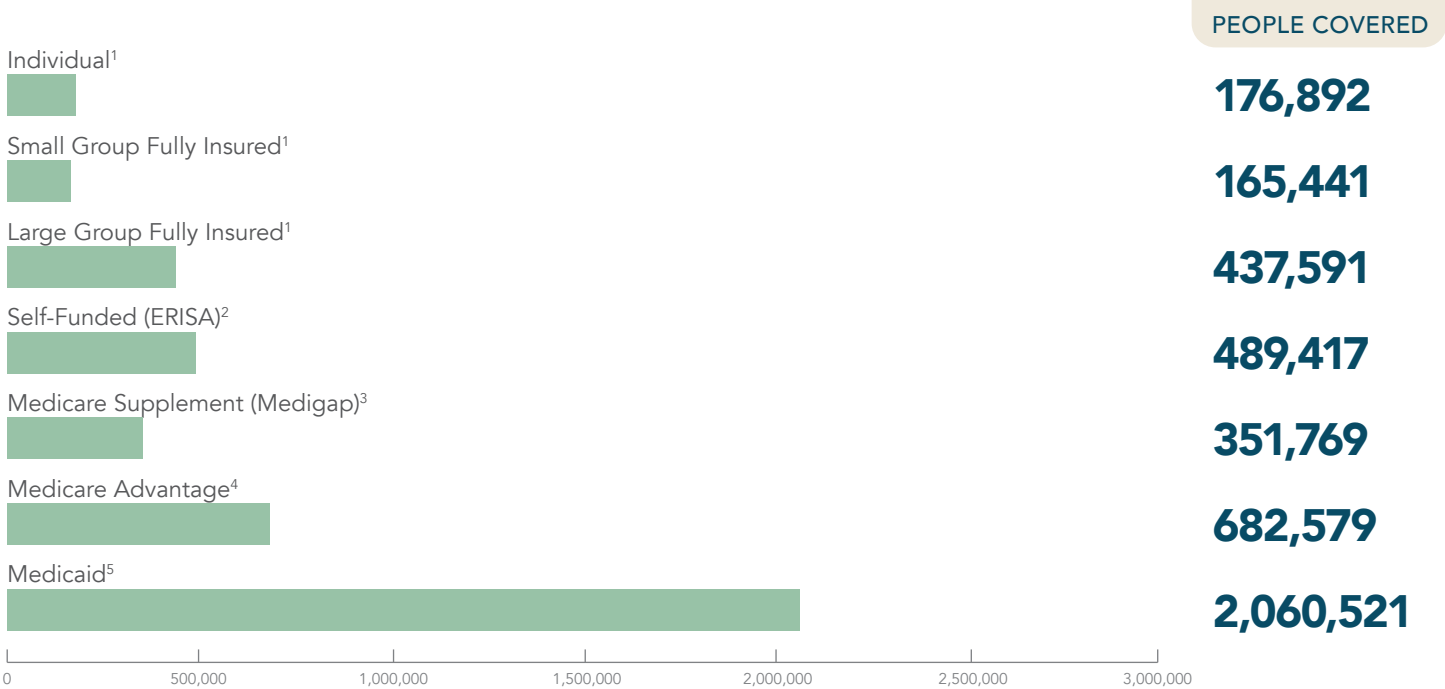
Share of Workers in Companies Offering a Choice From Among Two or More Plans¹⁷

66%

Percent of Single Coverage Premiums Paid by Employers¹⁸

85%

Access to Insurance



Health Insurance Employment in Arizona

EMPLOYEES

Health Plan Employees⁶ **13,248**

Insurance-Related Employees⁷ ... **30,474**

PAYROLL

Health Plan Employees⁶ **\$1,196,111,000**

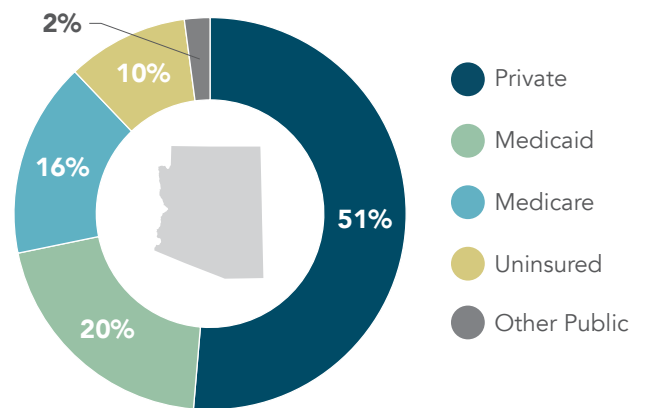
Insurance-Related Employees⁷ ... **\$1,876,165,000**

AVERAGE WAGE

Health Plan Employees⁶ **\$90,286**

Insurance-Related Employees⁷ ... **\$61,566**

Health Insurance Coverage of Arizona Residents⁸



All data sources and notes, labeled 1 - 18, are referenced in detail on the "Sources & Notes" page at the end of the full report, or at this link: [AHIP.org/2023-State-Data](https://www.ahip.org/2023-State-Data)

Data compiled by AHIP, Center for Policy and Research, February 2023.

Largest Health Plans by Number of People Covered

COMMERCIAL ⁹	Aetna, a CVS Health Company	Blue Cross Blue Shield of Arizona	Centene	Cigna	UnitedHealthcare
MEDIGAP ¹⁰	Aetna, a CVS Health Company	Blue Cross Blue Shield of Arizona	Mutual Of Omaha	Physicians Mutual	UnitedHealthcare
MEDICARE ADVANTAGE ¹¹	Aetna, a CVS Health Company	Centene	Cigna	Humana	UnitedHealthcare
MEDICAID ⁵	Arizona Complete Health (Centene)	Banner-University Family Care	Health Choice Arizona	Mercy Care (Aetna)	UnitedHealthcare Community Plan

STATE PREMIUM TAX COLLECTED¹²: **\$680,245,000**

Individual Marketplace in Arizona

Marketplace Enrollees Receiving Premium Subsidies¹³

159,471 (84%)

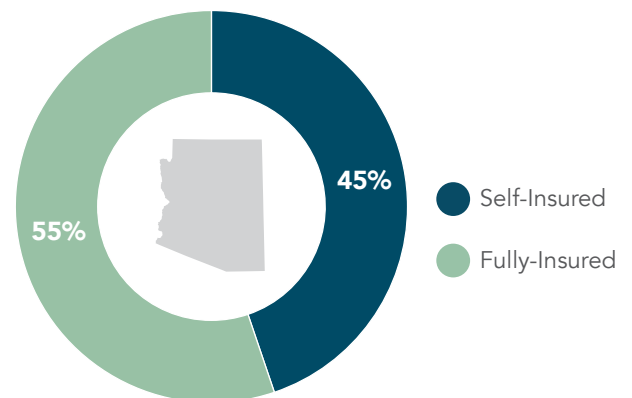
Average Monthly Premium Subsidy¹³

\$449

Percent of Subsidy-Eligible Population Enrolled in Marketplaces¹⁴

28%

Employer-Sponsored Insurance by Type¹⁵



Coverage by Employers in Arizona

Share of Workers in Companies Offering Insurance¹⁶

87%

Share of Workers in Companies Offering a Choice From Among Two or More Plans¹⁷

80%

Percent of Single Coverage Premiums Paid by Employers¹⁸

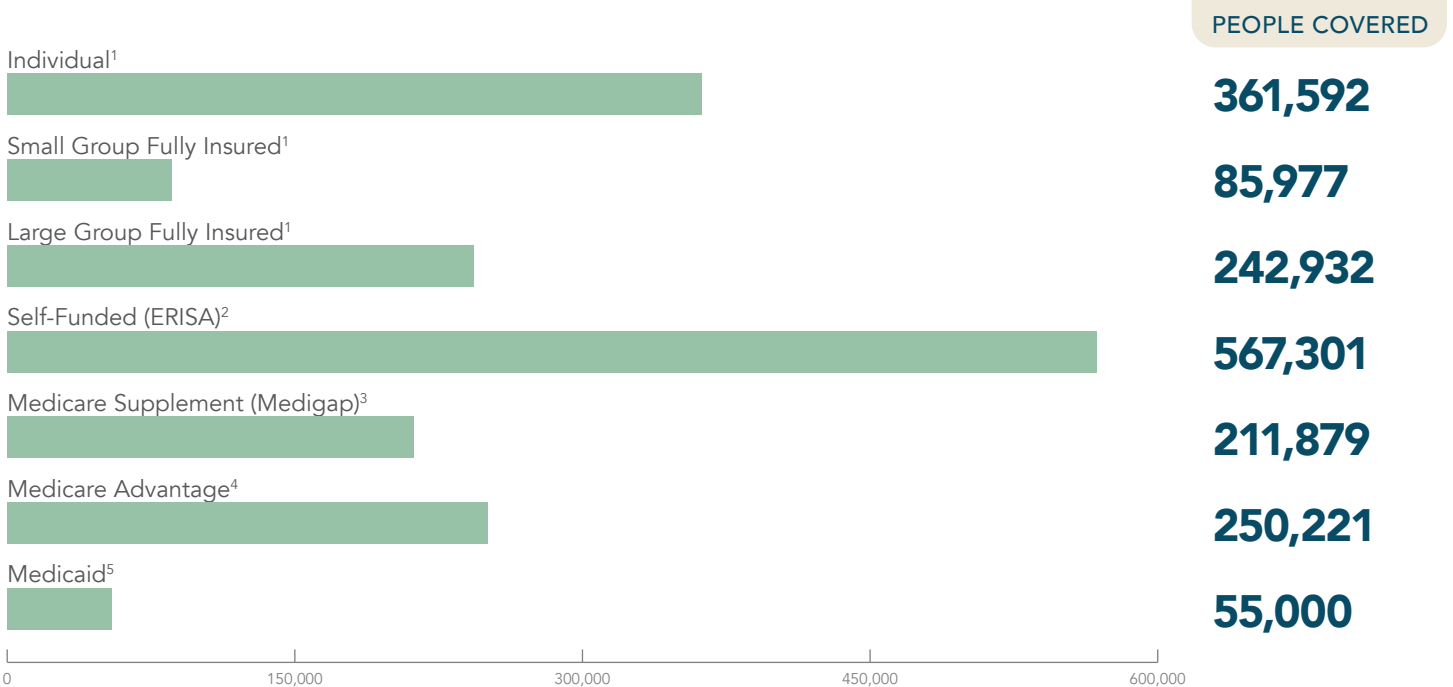
77%

Arkansas

Health Insurance by the Numbers



Access to Insurance



Health Insurance Employment in Arkansas

EMPLOYEES

Health Plan Employees⁶ **4,442**

Insurance-Related Employees⁷ ... **7,877**

PAYROLL

Health Plan Employees⁶ **\$352,520,000**

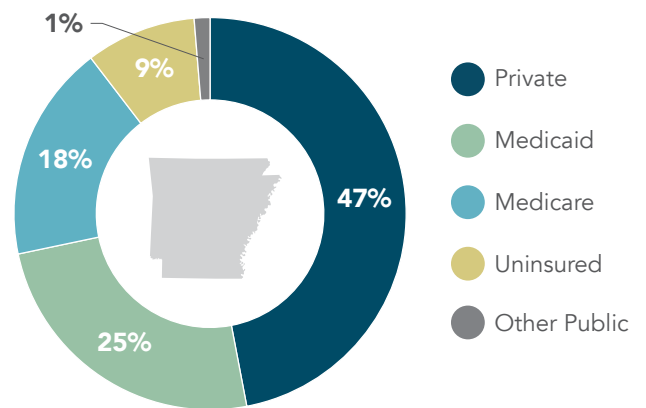
Insurance-Related Employees⁷ ... **\$452,898,000**

AVERAGE WAGE

Health Plan Employees⁶ **\$79,361**

Insurance-Related Employees⁷ ... **\$57,496**

Health Insurance Coverage of Arkansas Residents⁸



All data sources and notes, labeled 1 - 18, are referenced in detail on the "Sources & Notes" page at the end of the full report, or at this link: [AHIP.org/2023-State-Data](https://www.ahip.org/2023-State-Data)

Data compiled by AHIP, Center for Policy and Research, February 2023.

Largest Health Plans by Number of People Covered

COMMERCIAL ⁹	Aetna, a CVS Health Company	Arkansas Blue Cross and Blue Shield	Centene	Cigna	UnitedHealthcare
MEDIGAP ¹⁰	Aetna, a CVS Health Company	Mutual Of Omaha	QualChoice (Centene)	USABLE Mutual	UnitedHealthcare
MEDICARE ADVANTAGE ¹¹	Aetna, a CVS Health Company	Centene	Humana	UnitedHealthcare	USABLE Mutual

STATE PREMIUM TAX COLLECTED¹²: **\$310,009,000**

Individual Marketplace in Arkansas

Marketplace Enrollees Receiving Premium Subsidies¹³

73,925 (91%)

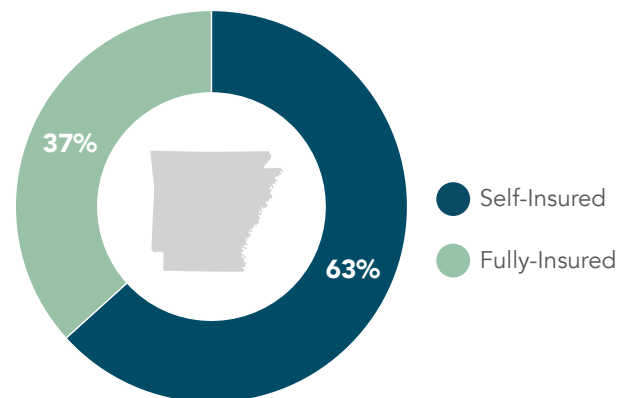
Average Monthly Premium Subsidy¹³

\$452

Percent of Subsidy-Eligible Population Enrolled in Marketplaces¹⁴

32%

Employer-Sponsored Insurance by Type¹⁵



Coverage by Employers in Arkansas

Share of Workers in Companies Offering Insurance¹⁶

83%

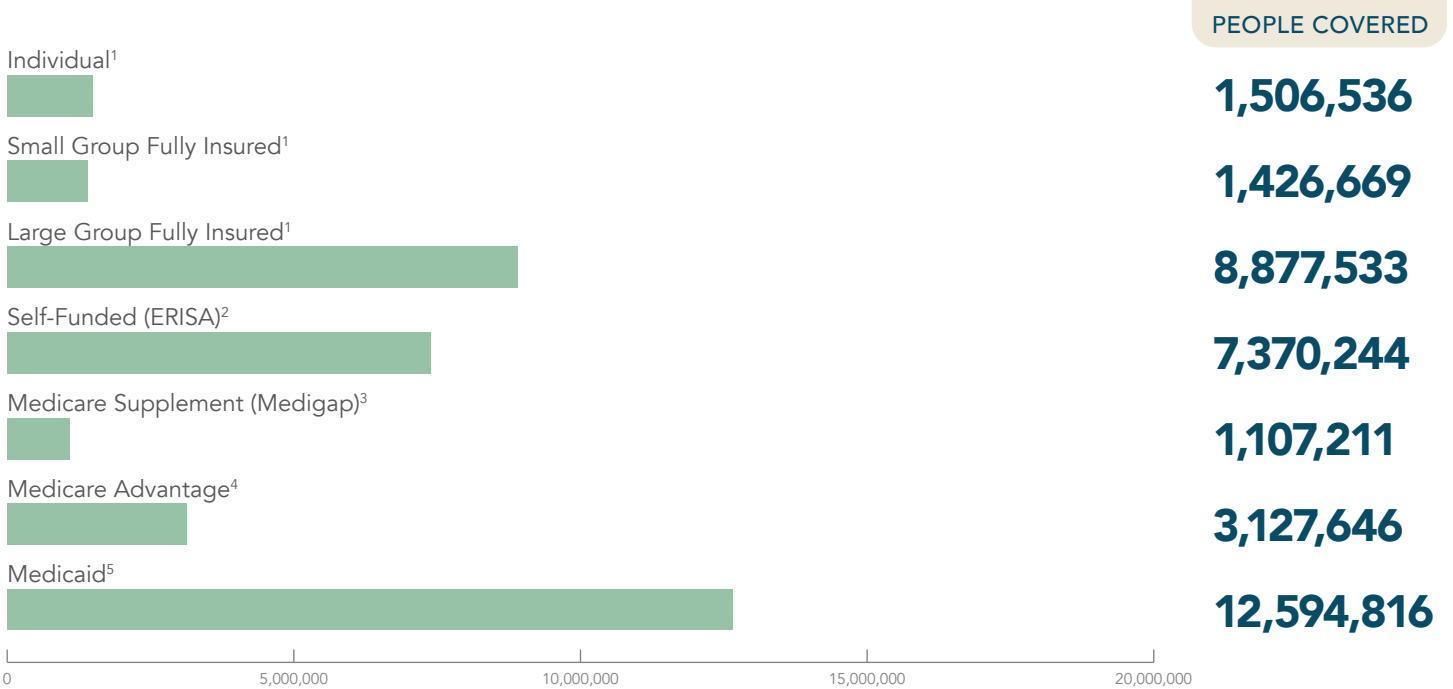
Share of Workers in Companies Offering a Choice From Among Two or More Plans¹⁷

67%

Percent of Single Coverage Premiums Paid by Employers¹⁸

77%

Access to Insurance



Health Insurance Employment in California

EMPLOYEES

Health Plan Employees⁶ **163,488**

Insurance-Related Employees⁷ ... **118,312**

PAYROLL

Health Plan Employees⁶ **\$19,654,703,000**

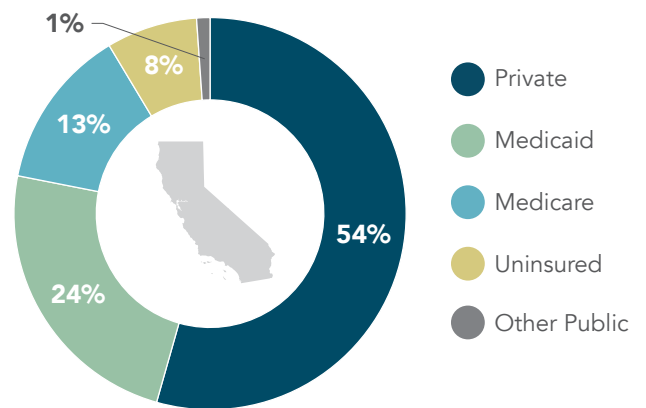
Insurance-Related Employees⁷ ... **\$10,022,257,000**

AVERAGE WAGE

Health Plan Employees⁶ **\$120,221**

Insurance-Related Employees⁷ ... **\$84,710**

Health Insurance Coverage of California Residents⁸



All data sources and notes, labeled 1 - 18, are referenced in detail on the "Sources & Notes" page at the end of the full report, or at this link: [AHIP.org/2023-State-Data](https://www.ahip.org/2023-State-Data)

Data compiled by AHIP, Center for Policy and Research, February 2023.

Largest Health Plans by Number of People Covered

COMMERCIAL ⁹	Anthem (Elevance Health)	Blue Shield of California	Centene	Kaiser Permanente	UnitedHealthcare
MEDIGAP ¹⁰	Anthem (Elevance Health)	Blue Shield of California	Centene	Mutual Of Omaha	UnitedHealthcare
MEDICARE ADVANTAGE ¹¹	Anthem (Elevance Health)	Centene	Kaiser Permanente	SCAN Health Plan	UnitedHealthcare
MEDICAID ⁵	Anthem Blue Cross of California (Elevance Health)	CalOptima	Health Net Community Solutions (Centene)	Inland Empire Health Plan	L.A. Care Health Plan

STATE PREMIUM TAX COLLECTED¹²: **\$3,116,772,000**

Individual Marketplace in California

Marketplace Enrollees Receiving Premium Subsidies¹³

1,586,076 (90%)

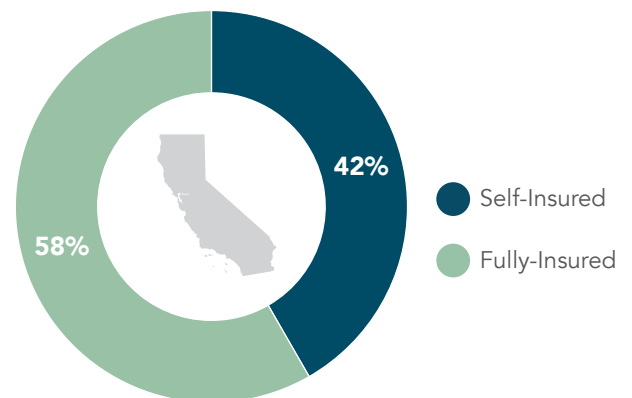
Average Monthly Premium Subsidy¹³

\$476

Percent of Subsidy-Eligible Population Enrolled in Marketplaces¹⁴

58%

Employer-Sponsored Insurance by Type¹⁵



Coverage by Employers in California

Share of Workers in Companies Offering Insurance¹⁶

87%

Share of Workers in Companies Offering a Choice From Among Two or More Plans¹⁷

80%

Percent of Single Coverage Premiums Paid by Employers¹⁸

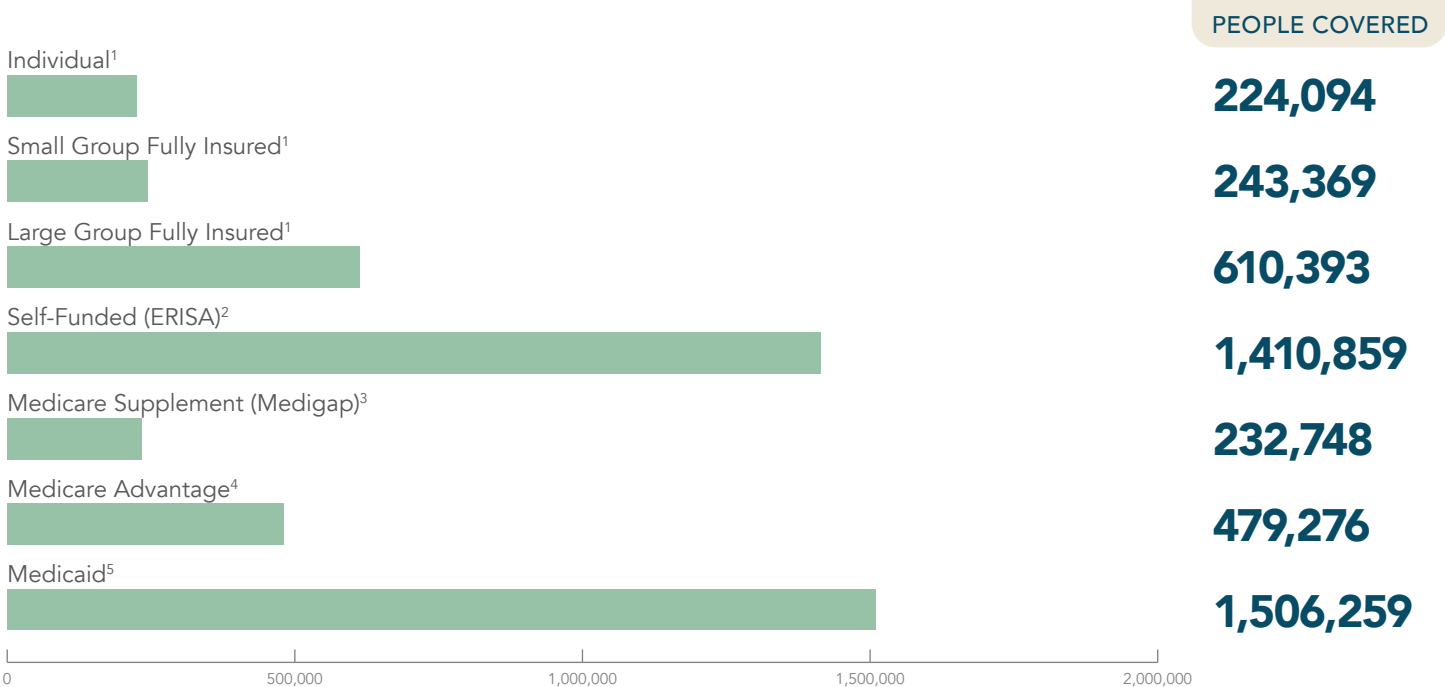
83%

All data sources and notes, labeled 1 - 18, are referenced in detail on the "Sources & Notes" page at the end of the full report, or at this link: [AHIP.org/2023-State-Data](https://www.ahip.org/2023-State-Data)

Data compiled by AHIP, Center for Policy and Research, February 2023.

CALIFORNIA

Access to Insurance



Health Insurance Employment in Colorado

EMPLOYEES

Health Plan Employees⁶ **10,299**

Insurance-Related Employees⁷ ... **30,757**

PAYROLL

Health Plan Employees⁶ **\$1,120,435,000**

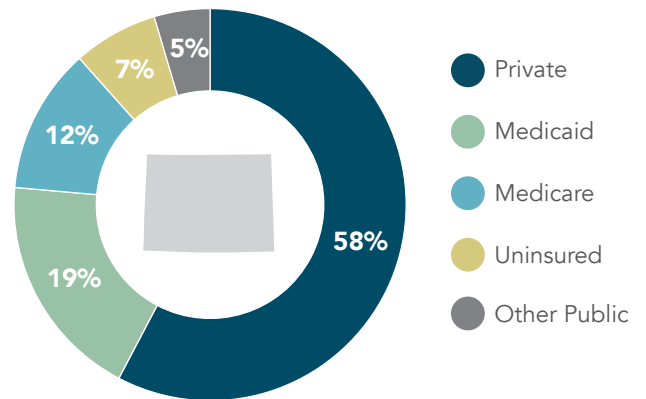
Insurance-Related Employees⁷ ... **\$1,822,500,000**

AVERAGE WAGE

Health Plan Employees⁶ **\$108,791**

Insurance-Related Employees⁷ ... **\$59,255**

Health Insurance Coverage of Colorado Residents⁸



All data sources and notes, labeled 1 - 18, are referenced in detail on the "Sources & Notes" page at the end of the full report, or at this link: [AHIP.org/2023-State-Data](https://www.ahip.org/2023-State-Data)

Data compiled by AHIP, Center for Policy and Research, February 2023.

Largest Health Plans by Number of People Covered

COMMERCIAL ⁹	Anthem (Elevance Health)	Bright Health Plan	Cigna	Kaiser Permanente	UnitedHealthcare
MEDIGAP ¹⁰	Aetna, a CVS Health Company	Anthem (Elevance Health)	Cigna	Mutual Of Omaha	UnitedHealthcare
MEDICARE ADVANTAGE ¹¹	Aetna, a CVS Health Company	Cigna	Humana	Kaiser Permanente	UnitedHealthcare
MEDICAID ⁵	Colorado Access	Colorado Community Health Alliance	Denver Health Medical Plan	Health Colorado	Rocky Mountain Health Plans (UnitedHealthcare)

STATE PREMIUM TAX COLLECTED¹²: **\$347,690,000**

Individual Marketplace in Colorado

Marketplace Enrollees Receiving Premium Subsidies¹³

132,564 (75%)

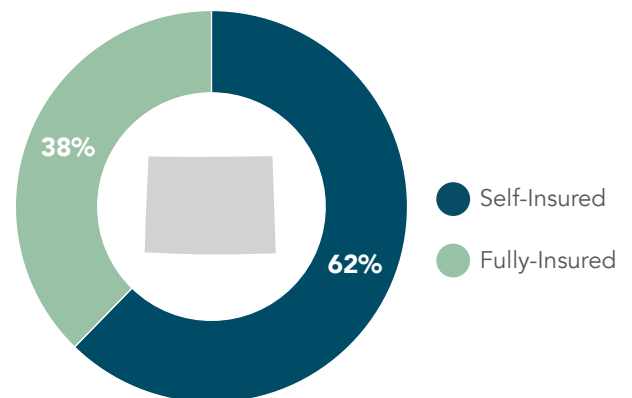
Average Monthly Premium Subsidy¹³

\$374

Percent of Subsidy-Eligible Population Enrolled in Marketplaces¹⁴

37%

Employer-Sponsored Insurance by Type¹⁵



Coverage by Employers in Colorado

Share of Workers in Companies Offering Insurance¹⁶

83%

Share of Workers in Companies Offering a Choice From Among Two or More Plans¹⁷

72%

Percent of Single Coverage Premiums Paid by Employers¹⁸

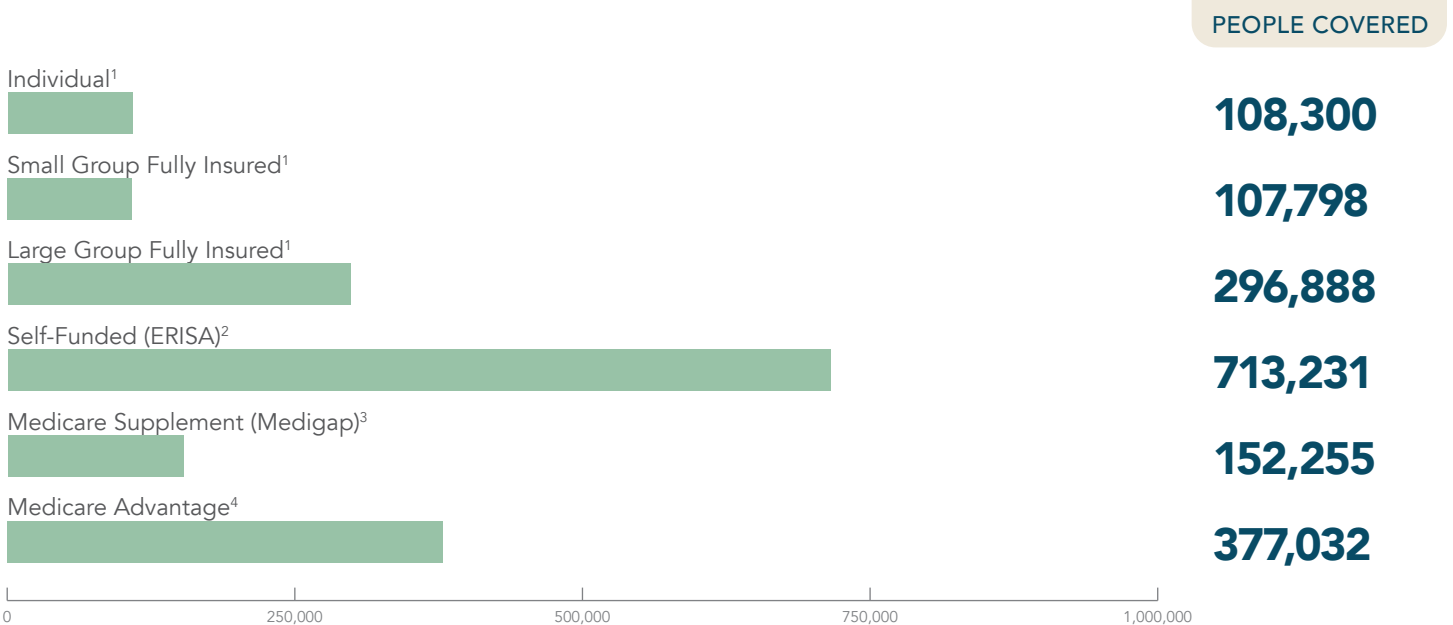
77%

Connecticut

Health Insurance by the Numbers



Access to Insurance



Health Insurance Employment in Connecticut

EMPLOYEES

Health Plan Employees⁶ **12,372**
 Insurance-Related Employees⁷ ... **14,520**

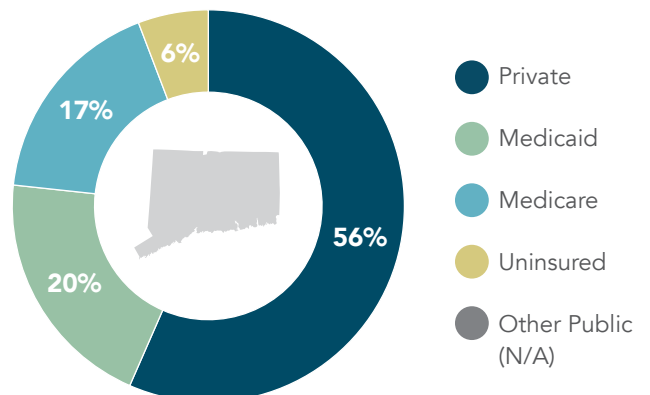
PAYROLL

Health Plan Employees⁶ **\$1,779,523,000**
 Insurance-Related Employees⁷ ... **\$1,622,336,000**

AVERAGE WAGE

Health Plan Employees⁶ **\$143,835**
 Insurance-Related Employees⁷ ... **\$111,731**

Health Insurance Coverage of Connecticut Residents⁸



All data sources and notes, labeled 1 - 18, are referenced in detail on the "Sources & Notes" page at the end of the full report, or at this link: [AHIP.org/2023-State-Data](https://www.ahip.org/2023-State-Data)

Data compiled by AHIP, Center for Policy and Research, February 2023.

Largest Health Plans by Number of People Covered

COMMERCIAL ⁹	Aetna, a CVS Health Company	Anthem (Elevance Health)	Cigna	EmblemHealth	UnitedHealthcare
MEDIGAP ¹⁰	Anthem (Elevance Health)	Cigna	USAA	United American	UnitedHealthcare
MEDICARE ADVANTAGE ¹¹	Aetna, a CVS Health Company	Anthem (Elevance Health)	Centene	EmblemHealth	UnitedHealthcare

STATE PREMIUM TAX COLLECTED¹²: **\$181,373,000**

Individual Marketplace in Connecticut

Marketplace Enrollees Receiving Premium Subsidies¹³

78,832 (82%)

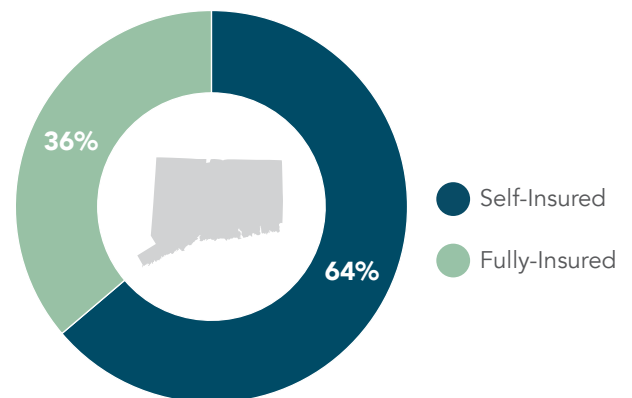
Average Monthly Premium Subsidy¹³

\$657

Percent of Subsidy-Eligible Population Enrolled in Marketplaces¹⁴

51%

Employer-Sponsored Insurance by Type¹⁵



Coverage by Employers in Connecticut

Share of Workers in Companies Offering Insurance¹⁶

89%

Share of Workers in Companies Offering a Choice From Among Two or More Plans¹⁷

78%

Percent of Single Coverage Premiums Paid by Employers¹⁸

77%

All data sources and notes, labeled 1 - 18, are referenced in detail on the "Sources & Notes" page at the end of the full report, or at this link: [AHIP.org/2023-State-Data](https://www.ahip.org/2023-State-Data)

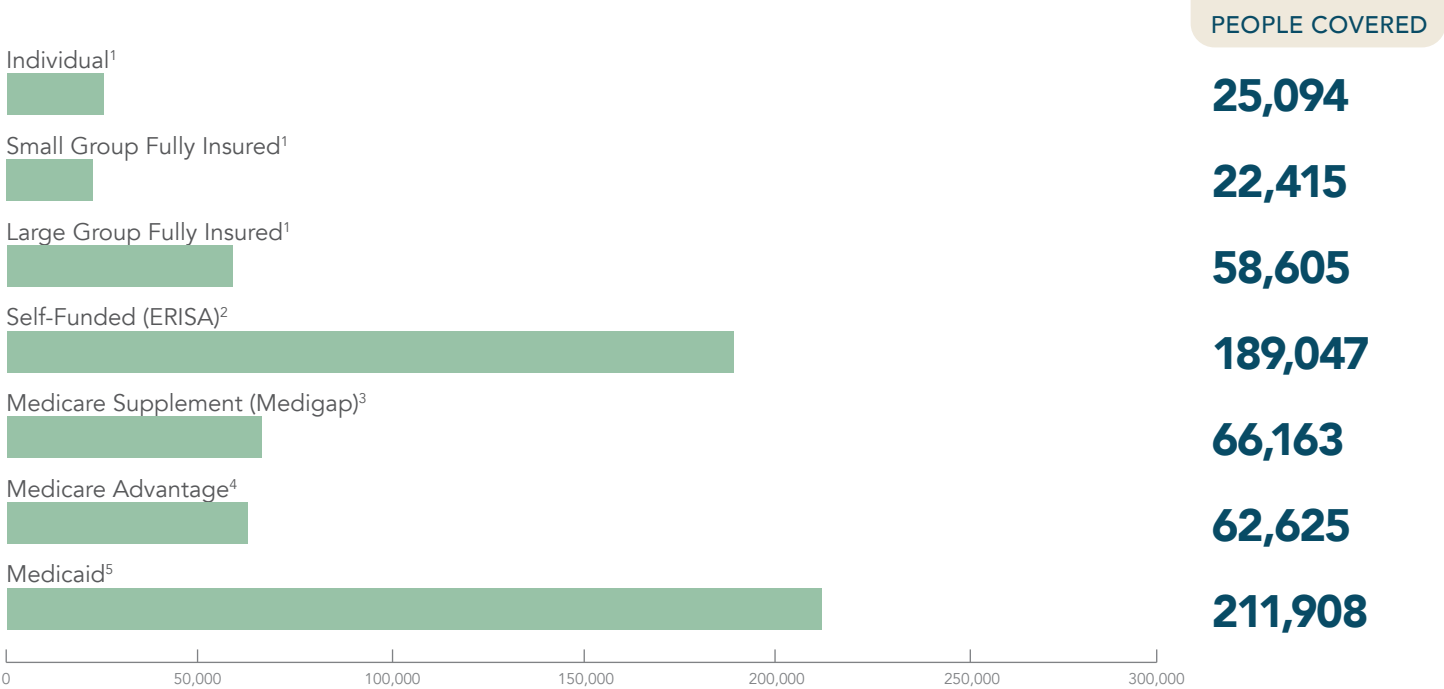
Data compiled by AHIP, Center for Policy and Research, February 2023.

Delaware

Health Insurance by the Numbers



Access to Insurance



Health Insurance Employment in Delaware

EMPLOYEES

Health Plan Employees⁶ **1,308**

Insurance-Related Employees⁷ ... **2,538**

PAYROLL

Health Plan Employees⁶ **\$122,152,000**

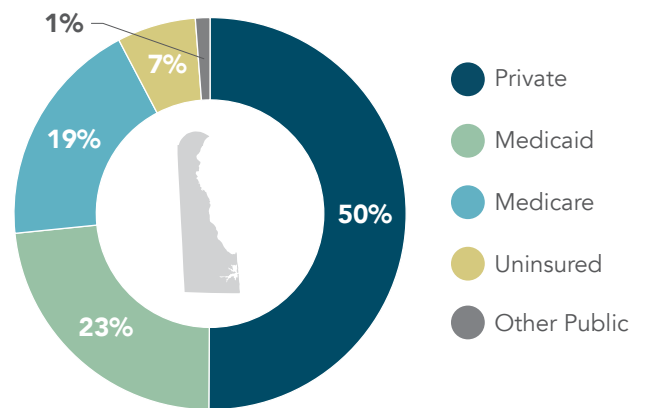
Insurance-Related Employees⁷ ... **\$196,263,000**

AVERAGE WAGE

Health Plan Employees⁶ **\$93,388**

Insurance-Related Employees⁷ ... **\$77,330**

Health Insurance Coverage of Delaware Residents⁸



All data sources and notes, labeled 1 - 18, are referenced in detail on the "Sources & Notes" page at the end of the full report, or at this link: [AHIP.org/2023-State-Data](https://www.ahip.org/2023-State-Data)

Data compiled by AHIP, Center for Policy and Research, February 2023.

Largest Health Plans by Number of People Covered

COMMERCIAL ⁹	Aetna, a CVS Health Company	Cigna	Highmark	UnitedHealthcare	US Life
MEDIGAP ¹⁰	Aetna, a CVS Health Company	Highmark	Humana	Transamerica Life	UnitedHealthcare
MEDICARE ADVANTAGE ¹¹	Aetna, a CVS Health Company	Cigna	Highmark	Humana	UnitedHealthcare
MEDICAID ⁵	AmeriHealth Caritas		Highmark Health Options		

STATE PREMIUM TAX COLLECTED¹²: **\$133,546,000**

Individual Marketplace in Delaware

Marketplace Enrollees Receiving Premium Subsidies¹³

27,345 (90%)

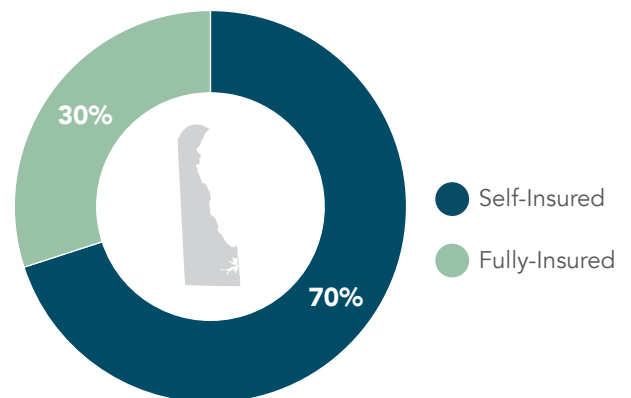
Average Monthly Premium Subsidy¹³

\$607

Percent of Subsidy-Eligible Population Enrolled in Marketplaces¹⁴

41%

Employer-Sponsored Insurance by Type¹⁵



Coverage by Employers in Delaware

Share of Workers in Companies Offering Insurance¹⁶

88%

Share of Workers in Companies Offering a Choice From Among Two or More Plans¹⁷

78%

Percent of Single Coverage Premiums Paid by Employers¹⁸

75%

All data sources and notes, labeled 1 - 18, are referenced in detail on the "Sources & Notes" page at the end of the full report, or at this link: [AHIP.org/2023-State-Data](https://www.ahip.org/2023-State-Data)

Data compiled by AHIP, Center for Policy and Research, February 2023.

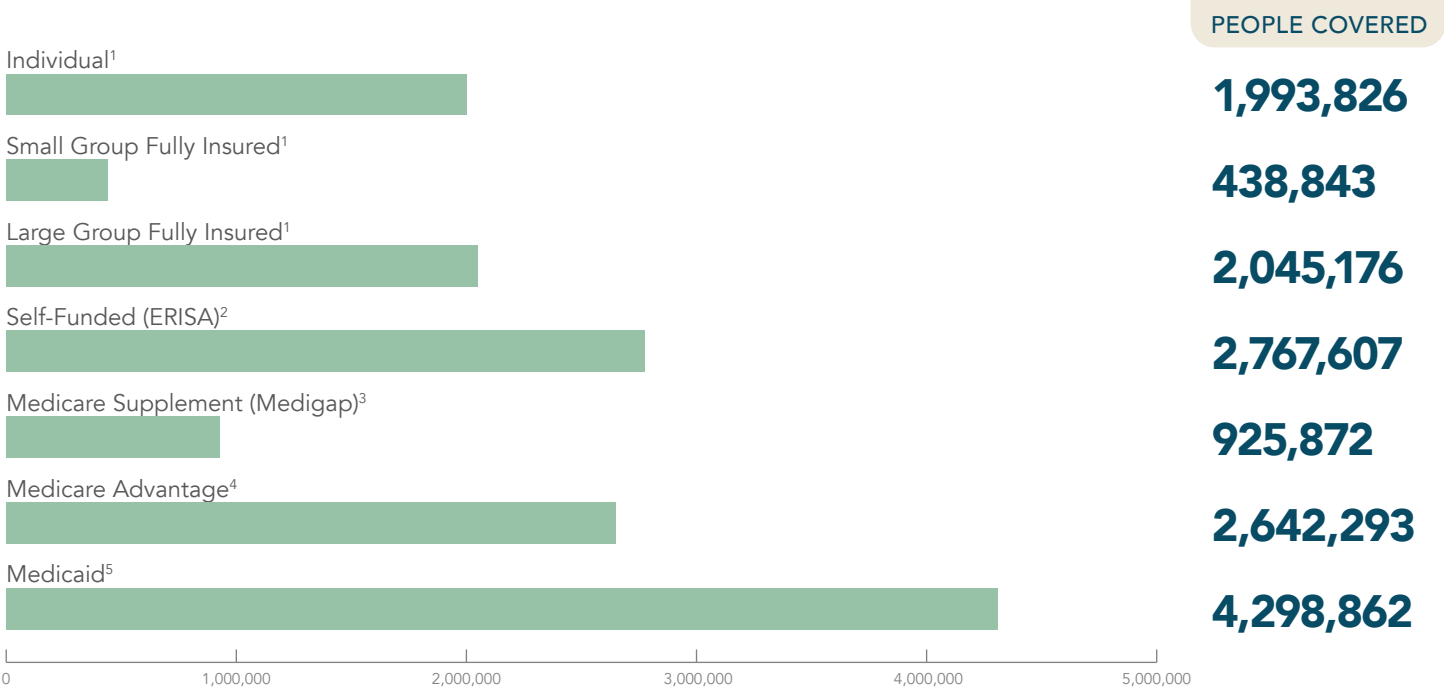
DELAWARE

Florida

Health Insurance by the Numbers



Access to Insurance



Health Insurance Employment in Florida

EMPLOYEES

Health Plan Employees⁶ **36,252**

Insurance-Related Employees⁷ ... **89,848**

PAYROLL

Health Plan Employees⁶ **\$2,826,741,000**

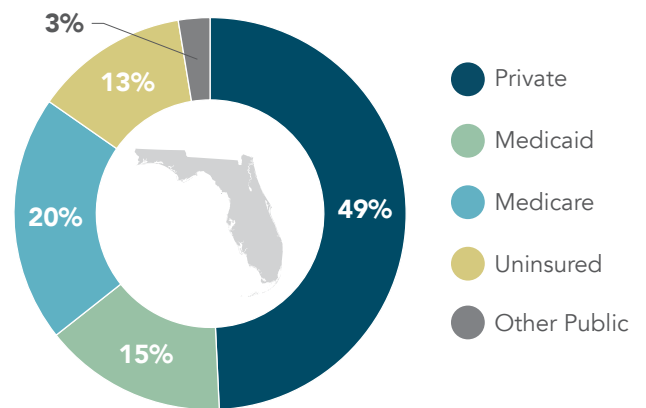
Insurance-Related Employees⁷ ... **\$6,244,059,000**

AVERAGE WAGE

Health Plan Employees⁶ **\$77,975**

Insurance-Related Employees⁷ ... **\$69,496**

Health Insurance Coverage of Florida Residents⁸



All data sources and notes, labeled 1 - 18, are referenced in detail on the "Sources & Notes" page at the end of the full report, or at this link: [AHIP.org/2023-State-Data](https://www.ahip.org/2023-State-Data)

Data compiled by AHIP, Center for Policy and Research, February 2023.

Largest Health Plans by Number of People Covered

COMMERCIAL ⁹	Aetna, a CVS Health Company	Centene	Cigna	Florida Blue	UnitedHealthcare
MEDIGAP ¹⁰	Colonial Penn	Florida Blue	Mutual Of Omaha	United American	UnitedHealthcare
MEDICARE ADVANTAGE ¹¹	Aetna, a CVS Health Company	Anthem (Elevance Health)	Florida Blue	Humana	UnitedHealthcare
MEDICAID ⁵	Aetna Better Health	Humana Healthy Horizons	Simply Healthcare (Elevance Health)	Sunshine Health Plan (Centene)	UnitedHealthcare

STATE PREMIUM TAX COLLECTED¹²: **\$1,491,831,000**

Individual Marketplace in Florida

Marketplace Enrollees Receiving Premium Subsidies¹³

2,544,476 (97%)

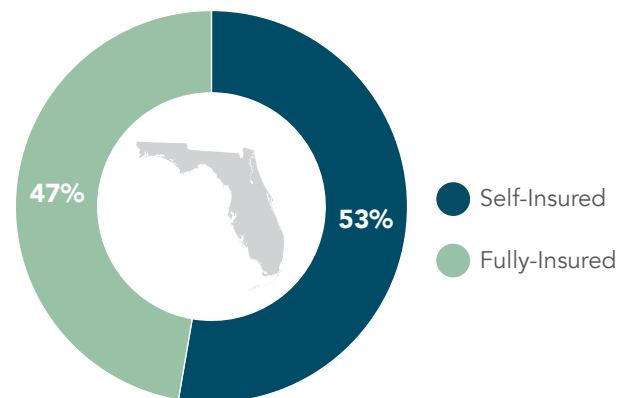
Average Monthly Premium Subsidy¹³

\$553

Percent of Subsidy-Eligible Population Enrolled in Marketplaces¹⁴

63%

Employer-Sponsored Insurance by Type¹⁵



Coverage by Employers in Florida

Share of Workers in Companies Offering Insurance¹⁶

85%

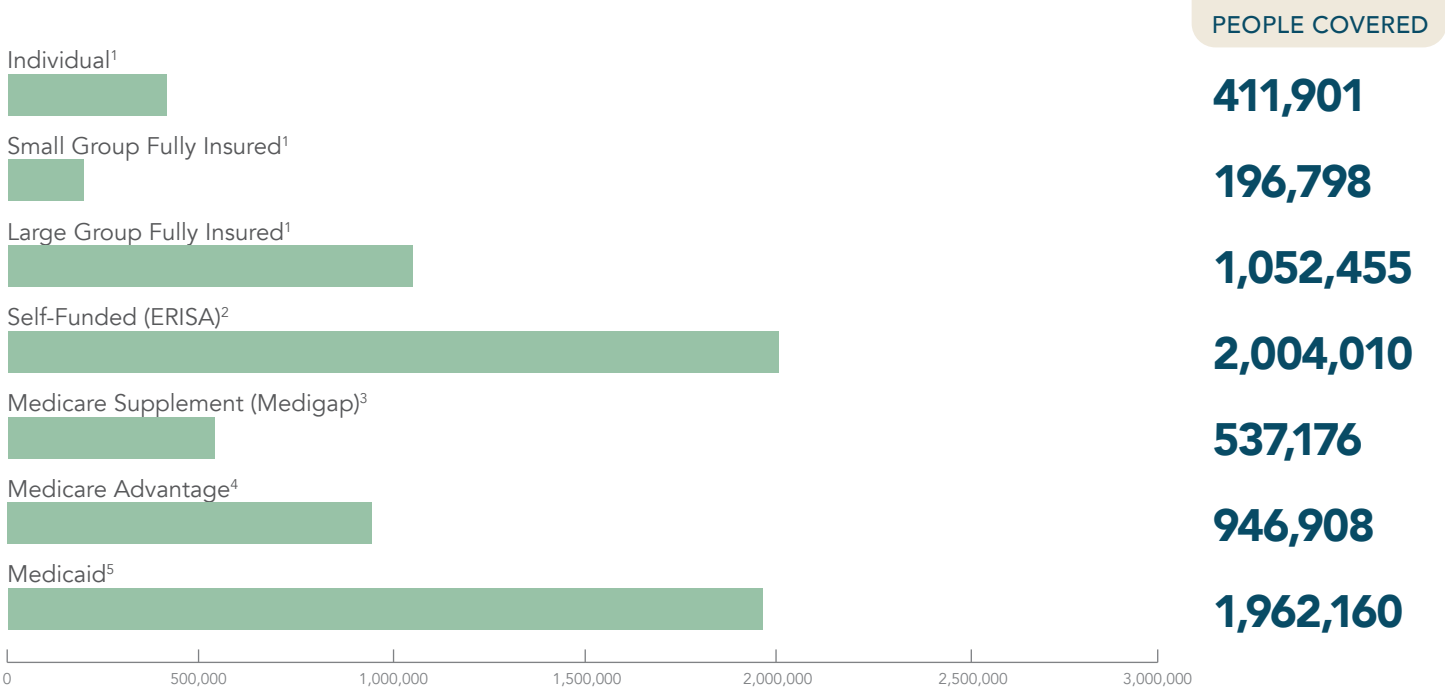
Share of Workers in Companies Offering a Choice From Among Two or More Plans¹⁷

84%

Percent of Single Coverage Premiums Paid by Employers¹⁸

74%

Access to Insurance



Health Insurance Employment in Georgia

EMPLOYEES

Health Plan Employees⁶ **14,342**

Insurance-Related Employees⁷ ... **34,159**

PAYROLL

Health Plan Employees⁶ **\$1,356,223,000**

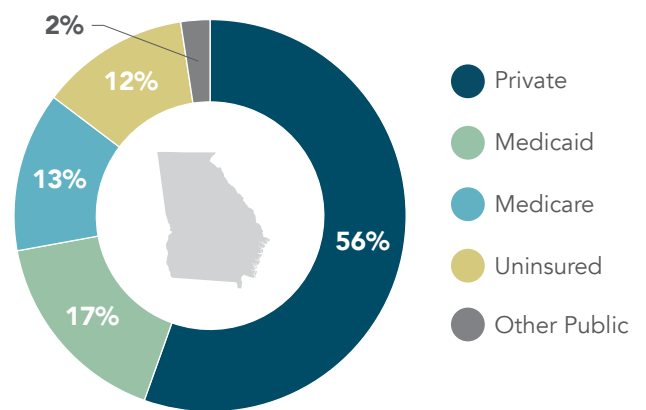
Insurance-Related Employees⁷ ... **\$2,928,039,000**

AVERAGE WAGE

Health Plan Employees⁶ **\$94,563**

Insurance-Related Employees⁷ ... **\$85,718**

Health Insurance Coverage of Georgia Residents⁸



All data sources and notes, labeled 1 - 18, are referenced in detail on the "Sources & Notes" page at the end of the full report, or at this link: [AHIP.org/2023-State-Data](https://www.ahip.org/2023-State-Data)

Data compiled by AHIP, Center for Policy and Research, February 2023.

Largest Health Plans by Number of People Covered

COMMERCIAL ⁹	Anthem (Elevance Health)	Centene	Humana	Kaiser Permanente	UnitedHealthcare
MEDIGAP ¹⁰	Aetna, a CVS Health Company	Anthem (Elevance Health)	Kemper Life	Mutual Of Omaha	UnitedHealthcare
MEDICARE ADVANTAGE ¹¹	Aetna, a CVS Health Company	Anthem (Elevance Health)	Centene	Humana	UnitedHealthcare
MEDICAID ⁵	Amerigroup Community Care (Elevance Health)	CareSource	Peach State Health Plan (Centene)		

STATE PREMIUM TAX COLLECTED¹²: **\$538,106,000**

Individual Marketplace in Georgia

Marketplace Enrollees Receiving Premium Subsidies¹³

612,951 (93%)

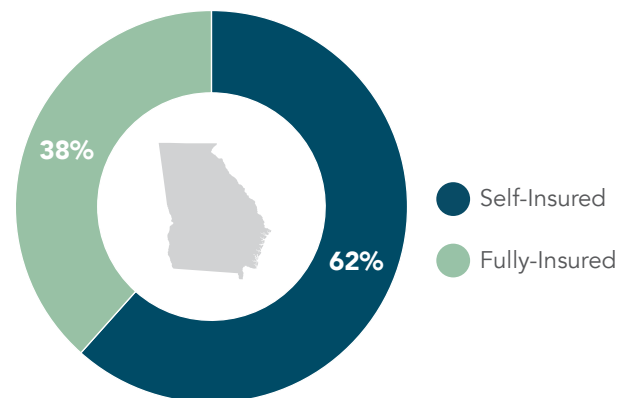
Average Monthly Premium Subsidy¹³

\$466

Percent of Subsidy-Eligible Population Enrolled in Marketplaces¹⁴

39%

Employer-Sponsored Insurance by Type¹⁵



Coverage by Employers in Georgia

Share of Workers in Companies Offering Insurance¹⁶

89%

Share of Workers in Companies Offering a Choice From Among Two or More Plans¹⁷

69%

Percent of Single Coverage Premiums Paid by Employers¹⁸

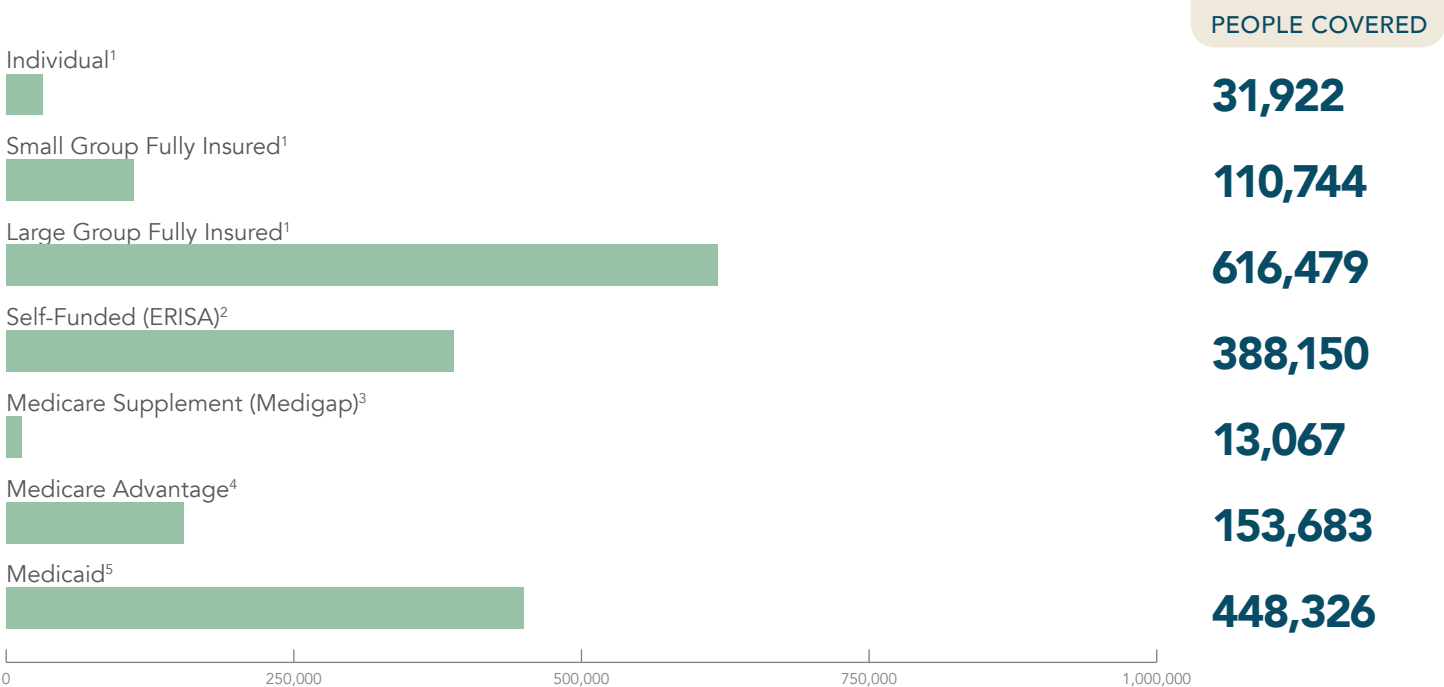
78%

Hawaii

Health Insurance by the Numbers



Access to Insurance



Health Insurance Employment in Hawaii

EMPLOYEES

Health Plan Employees⁶ **7,486**
 Insurance-Related Employees⁷ ... **3,360**

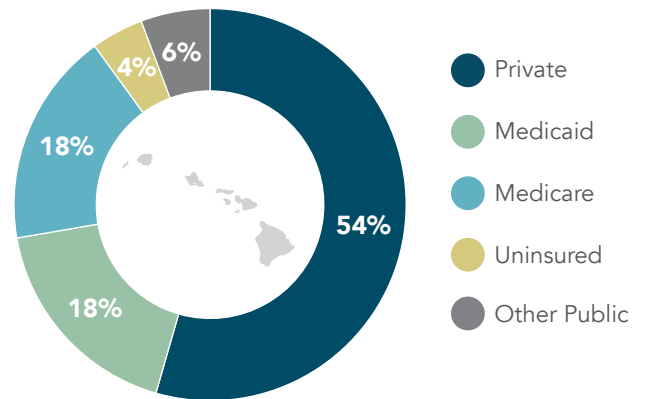
PAYROLL

Health Plan Employees⁶ **\$678,896,000**
 Insurance-Related Employees⁷ ... **\$239,574,000**

AVERAGE WAGE

Health Plan Employees⁶ **\$90,689**
 Insurance-Related Employees⁷ ... **\$71,302**

Health Insurance Coverage of Hawaii Residents⁸



All data sources and notes, labeled 1 - 18, are referenced in detail on the "Sources & Notes" page at the end of the full report, or at this link: [AHIP.org/2023-State-Data](https://www.ahip.org/2023-State-Data)

Data compiled by AHIP, Center for Policy and Research, February 2023.

Largest Health Plans by Number of People Covered

COMMERCIAL ⁹	Hawaii Medical Assurance Association	HMSA	Kaiser Permanente	UHA	UnitedHealthcare
MEDIGAP ¹⁰	Cigna	Humana	Mutual Of Omaha	USAA	UnitedHealthcare
MEDICARE ADVANTAGE ¹¹	Centene	HMSA	Humana	Kaiser Permanente	UnitedHealthcare
MEDICAID ⁵	AlohaCare	HMSA	Kaiser Permanente	Ohana Health Plan (WellCare/Centene)	UnitedHealthcare Community Plan

STATE PREMIUM TAX COLLECTED¹²: **\$191,516,000**

Individual Marketplace in Hawaii

Marketplace Enrollees Receiving Premium Subsidies¹³

17,724 (84%)

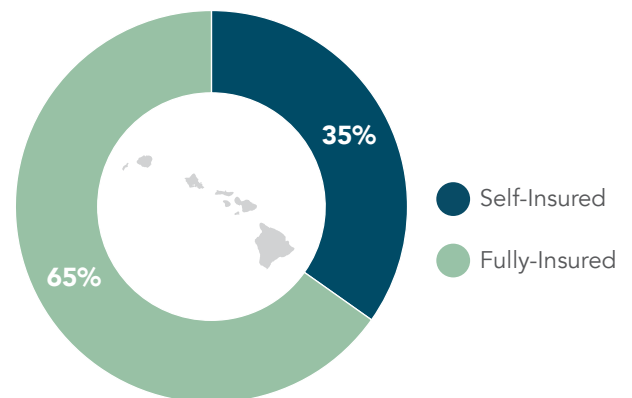
Average Monthly Premium Subsidy¹³

\$576

Percent of Subsidy-Eligible Population Enrolled in Marketplaces¹⁴

30%

Employer-Sponsored Insurance by Type¹⁵



Coverage by Employers in Hawaii

Share of Workers in Companies Offering Insurance¹⁶

98%

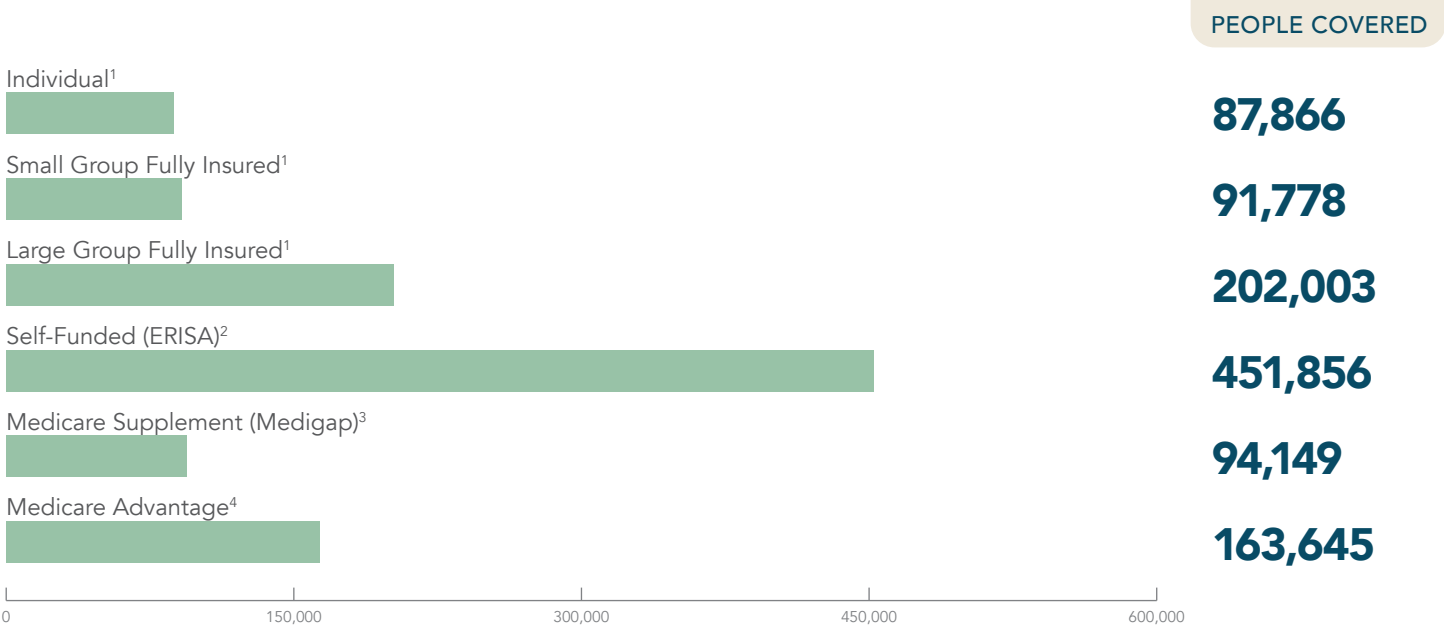
Share of Workers in Companies Offering a Choice From Among Two or More Plans¹⁷

66%

Percent of Single Coverage Premiums Paid by Employers¹⁸

88%

Access to Insurance



Health Insurance Employment in Idaho

EMPLOYEES

Health Plan Employees⁶ **2,670**
 Insurance-Related Employees⁷ ... **4,002**

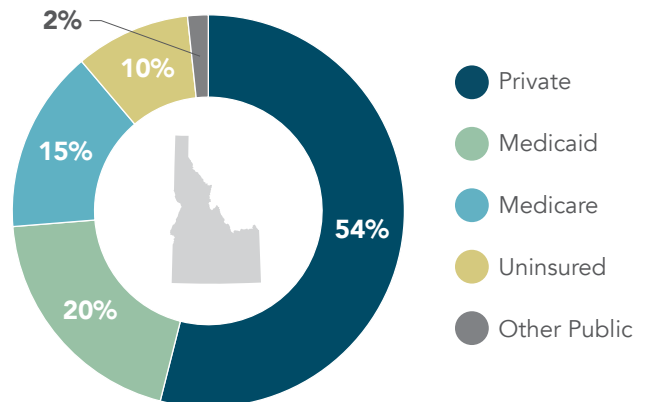
PAYROLL

Health Plan Employees⁶ **\$205,490,000**
 Insurance-Related Employees⁷ ... **\$227,709,000**

AVERAGE WAGE

Health Plan Employees⁶ **\$76,963**
 Insurance-Related Employees⁷ ... **\$56,899**

Health Insurance Coverage of Idaho Residents⁸



All data sources and notes, labeled 1 - 18, are referenced in detail on the "Sources & Notes" page at the end of the full report, or at this link: [AHIP.org/2023-State-Data](https://www.ahip.org/2023-State-Data)

Data compiled by AHIP, Center for Policy and Research, February 2023.

Largest Health Plans by Number of People Covered

COMMERCIAL ⁹	Blue Cross of Idaho	Mountain Health CO-OP	PacificSource	Regence BlueShield of Idaho	SelectHealth
MEDIGAP ¹⁰	Aetna, a CVS Health Company	Blue Cross of Idaho	Mutual Of Omaha	Transamerica Life	UnitedHealthcare
MEDICARE ADVANTAGE ¹¹	Blue Cross of Idaho	Humana	PacificSource	Regence BlueShield of Idaho	UnitedHealthcare

STATE PREMIUM TAX COLLECTED¹²: **\$118,439,000**

Individual Marketplace in Idaho

Marketplace Enrollees Receiving Premium Subsidies¹³

57,637 (81%)

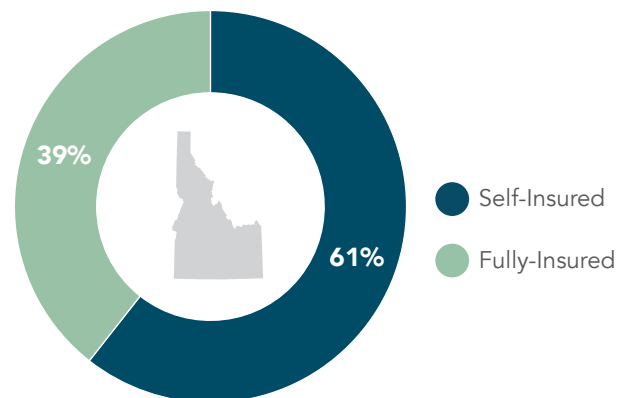
Average Monthly Premium Subsidy¹³

\$454

Percent of Subsidy-Eligible Population Enrolled in Marketplaces¹⁴

50%

Employer-Sponsored Insurance by Type¹⁵



Coverage by Employers in Idaho

Share of Workers in Companies Offering Insurance¹⁶

78%

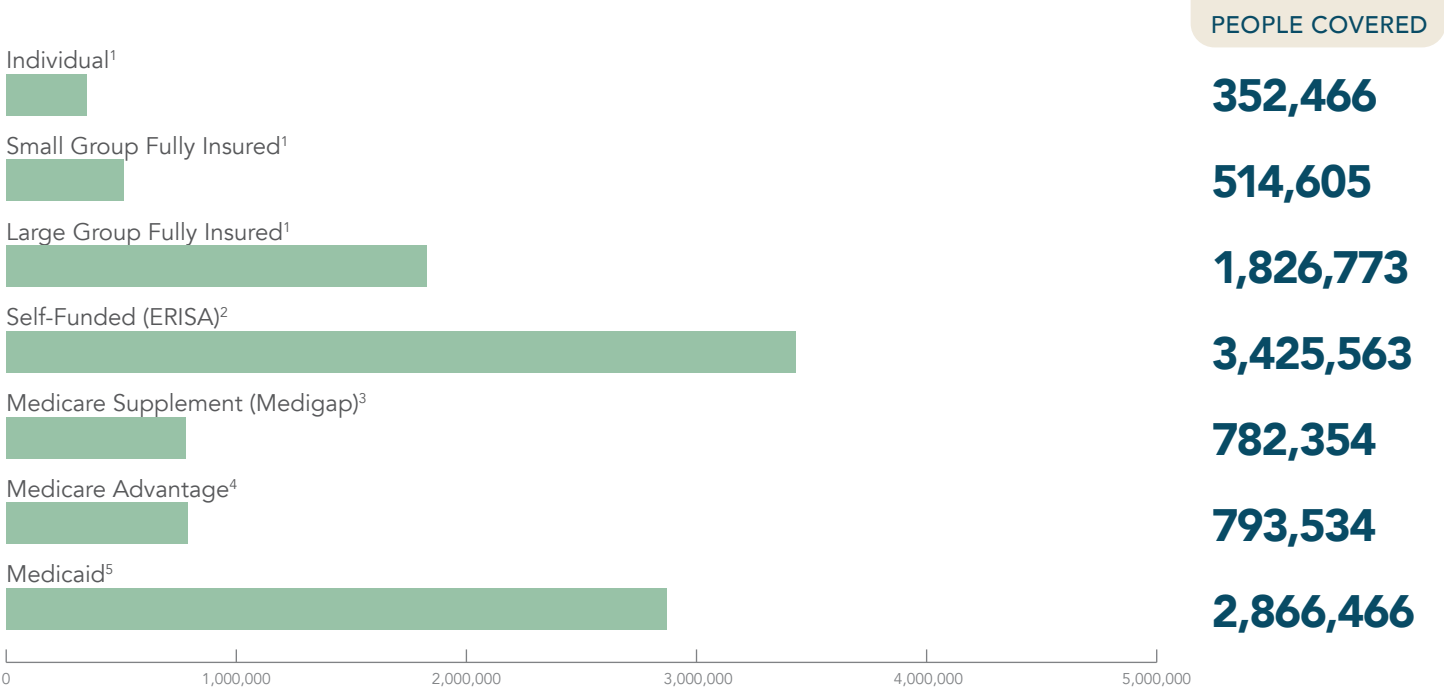
Share of Workers in Companies Offering a Choice From Among Two or More Plans¹⁷

70%

Percent of Single Coverage Premiums Paid by Employers¹⁸

83%

Access to Insurance



Health Insurance Employment in Illinois

EMPLOYEES

Health Plan Employees⁶ **24,265**

Insurance-Related Employees⁷ ... **90,952**

PAYROLL

Health Plan Employees⁶ **\$2,392,777,000**

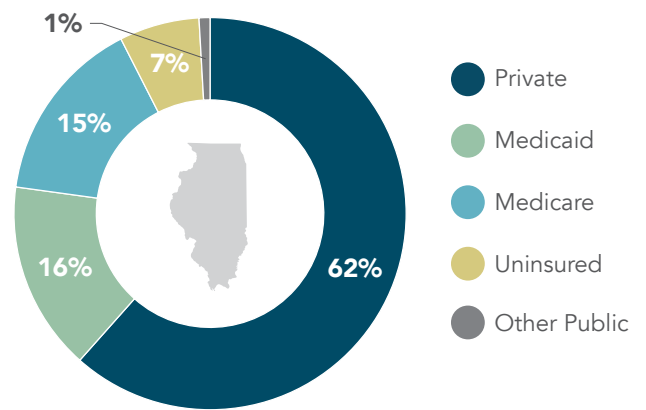
Insurance-Related Employees⁷ ... **\$4,775,511,000**

AVERAGE WAGE

Health Plan Employees⁶ **\$98,610**

Insurance-Related Employees⁷ ... **\$52,506**

Health Insurance Coverage of Illinois Residents⁸



All data sources and notes, labeled 1 - 18, are referenced in detail on the "Sources & Notes" page at the end of the full report, or at this link: [AHIP.org/2023-State-Data](https://www.ahip.org/2023-State-Data)

Data compiled by AHIP, Center for Policy and Research, February 2023.

Largest Health Plans by Number of People Covered

COMMERCIAL ⁹	Blue Cross and Blue Shield of Illinois (HCSC)	Cigna	Health Alliance Medical Plans	State Farm	UnitedHealthcare
MEDIGAP ¹⁰	Aetna, a CVS Health Company	Country Life	Health Care Service Corporation (HCSC)	Mutual Of Omaha	UnitedHealthcare
MEDICARE ADVANTAGE ¹¹	Aetna, a CVS Health Company	Centene	Health Care Service Corporation (HCSC)	Humana	UnitedHealthcare
MEDICAID ⁵	Aetna Better Health	Blue Cross Community Health Plans (HCSC)	CountyCare Health Plan	Meridian Health (Centene)	Molina Healthcare

STATE PREMIUM TAX COLLECTED¹²: **\$513,239,000**

Individual Marketplace in Illinois

Marketplace Enrollees Receiving Premium Subsidies¹³

266,563 (88%)

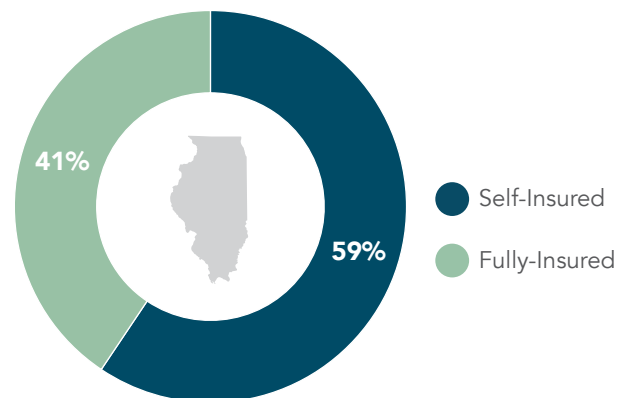
Average Monthly Premium Subsidy¹³

\$509

Percent of Subsidy-Eligible Population Enrolled in Marketplaces¹⁴

39%

Employer-Sponsored Insurance by Type¹⁵



Coverage by Employers in Illinois

Share of Workers in Companies Offering Insurance¹⁶

90%

Share of Workers in Companies Offering a Choice From Among Two or More Plans¹⁷

79%

Percent of Single Coverage Premiums Paid by Employers¹⁸

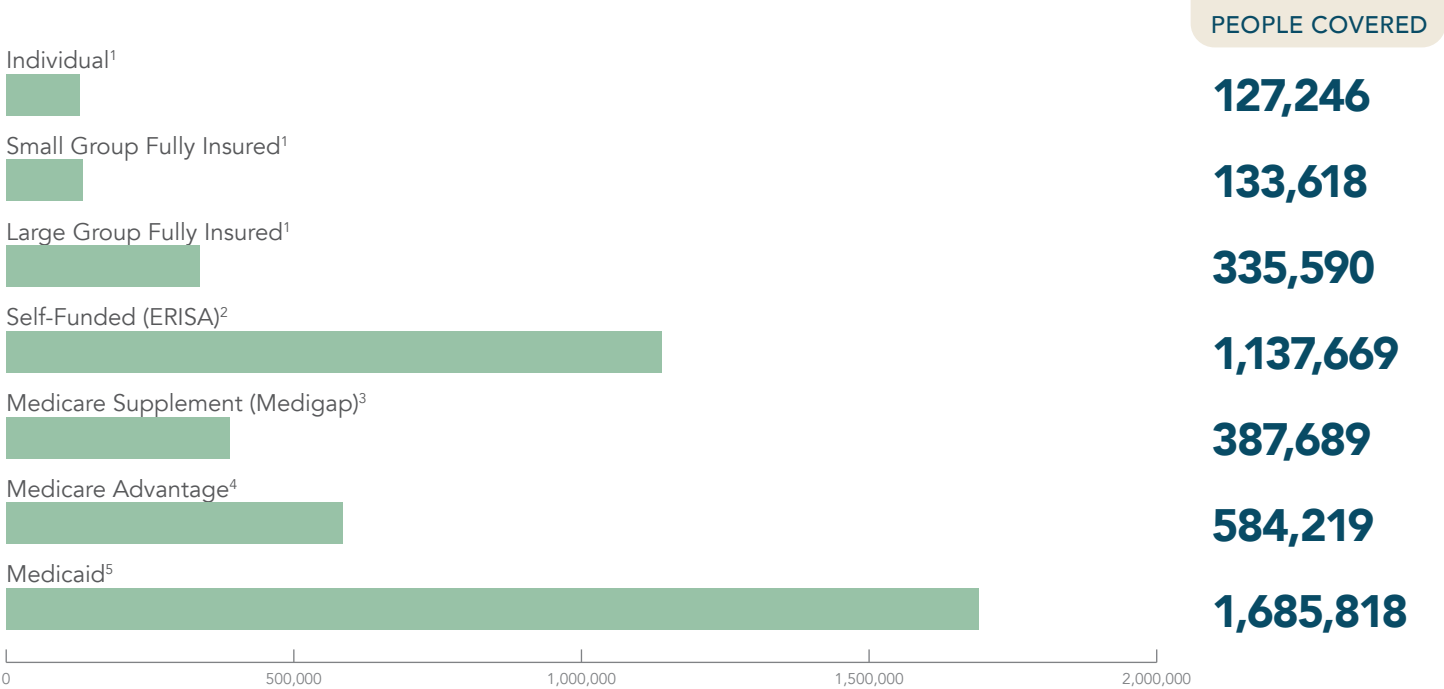
78%

Indiana

Health Insurance by the Numbers



Access to Insurance



Health Insurance Employment in Indiana

EMPLOYEES

Health Plan Employees⁶ **11,633**

Insurance-Related Employees⁷ ... **22,933**

PAYROLL

Health Plan Employees⁶ **\$1,105,208,000**

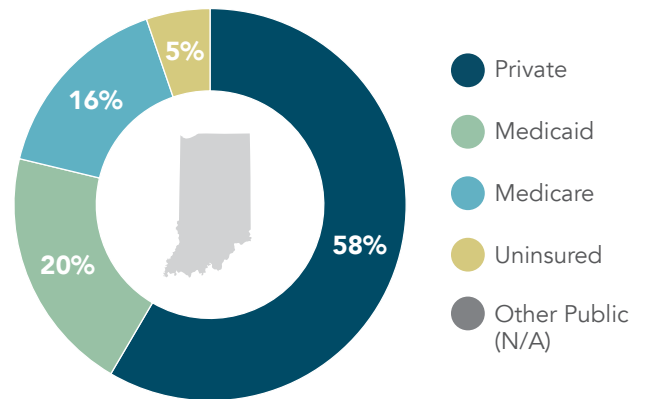
Insurance-Related Employees⁷ ... **\$1,580,499,000**

AVERAGE WAGE

Health Plan Employees⁶ **\$95,006**

Insurance-Related Employees⁷ ... **\$68,918**

Health Insurance Coverage of Indiana Residents⁸



All data sources and notes, labeled 1 - 18, are referenced in detail on the "Sources & Notes" page at the end of the full report, or at this link: [AHIP.org/2023-State-Data](https://www.ahip.org/2023-State-Data)

Data compiled by AHIP, Center for Policy and Research, February 2023.

Largest Health Plans by Number of People Covered

COMMERCIAL ⁹	Anthem (Elevance Health)	CareSource	Centene	Physicians Health Plan of Northern Indiana (PHP)	UnitedHealthcare
MEDIGAP ¹⁰	Aetna, a CVS Health Company	Anthem (Elevance Health)	Cigna	Mutual Of Omaha	UnitedHealthcare
MEDICARE ADVANTAGE ¹¹	Aetna, a CVS Health Company	Anthem (Elevance Health)	Blue Cross Blue Shield of Michigan	Humana	UnitedHealthcare
MEDICAID ⁵	Anthem (Elevance Health)	CareSource	Managed Health Services (MHS) (Centene)	MDwise (McLaren Health Plan)	

STATE PREMIUM TAX COLLECTED¹²: **\$234,753,000**

Individual Marketplace in Indiana

Marketplace Enrollees Receiving Premium Subsidies¹³

121,953 (82%)

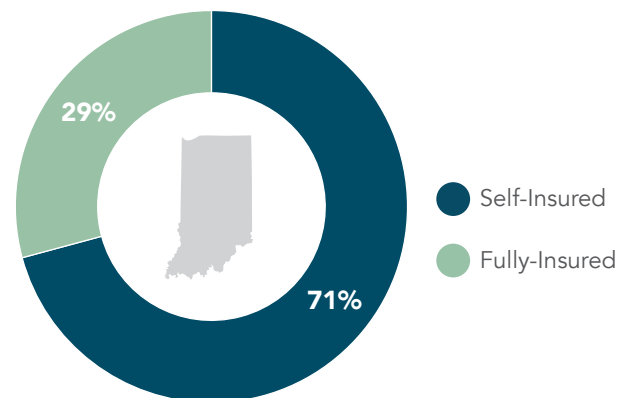
Average Monthly Premium Subsidy¹³

\$459

Percent of Subsidy-Eligible Population Enrolled in Marketplaces¹⁴

25%

Employer-Sponsored Insurance by Type¹⁵



Coverage by Employers in Indiana

Share of Workers in Companies Offering Insurance¹⁶

88%

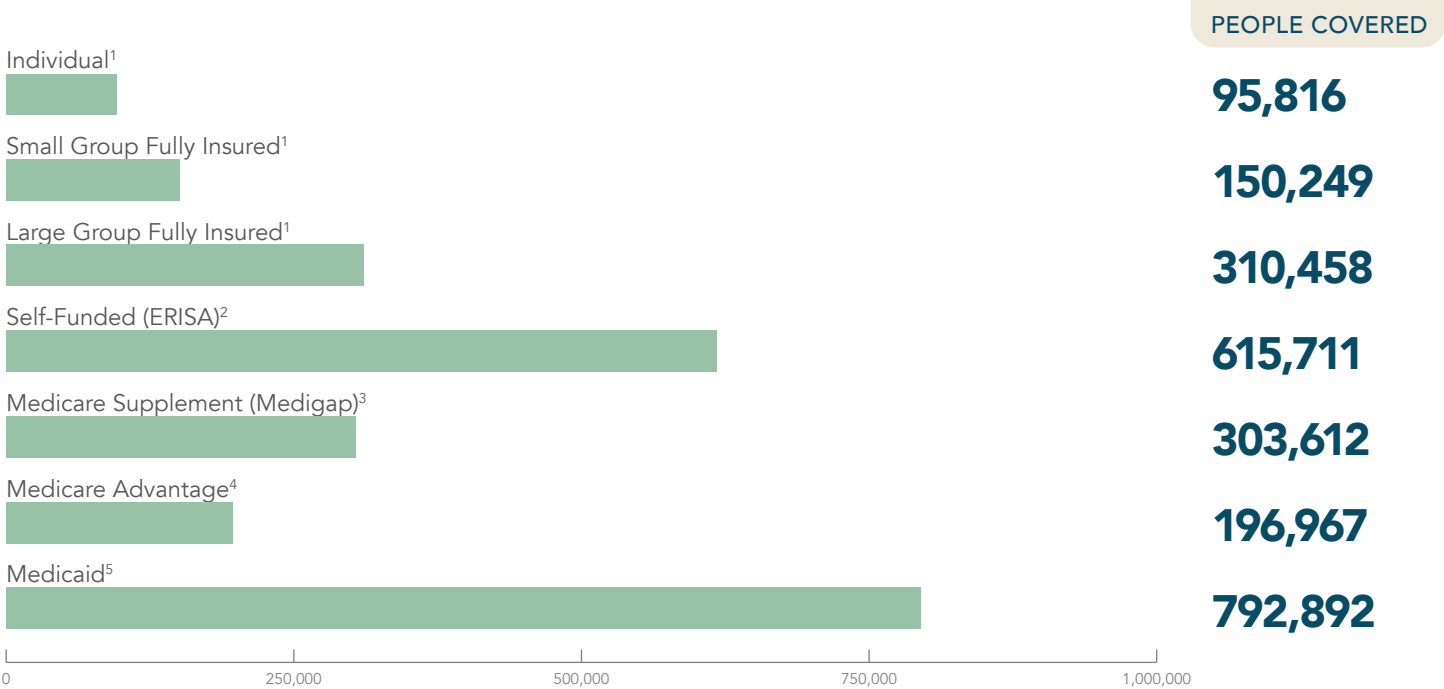
Share of Workers in Companies Offering a Choice From Among Two or More Plans¹⁷

73%

Percent of Single Coverage Premiums Paid by Employers¹⁸

78%

Access to Insurance



Health Insurance Employment in Iowa

EMPLOYEES

Health Plan Employees⁶ **3,691**
 Insurance-Related Employees⁷ ... **14,177**

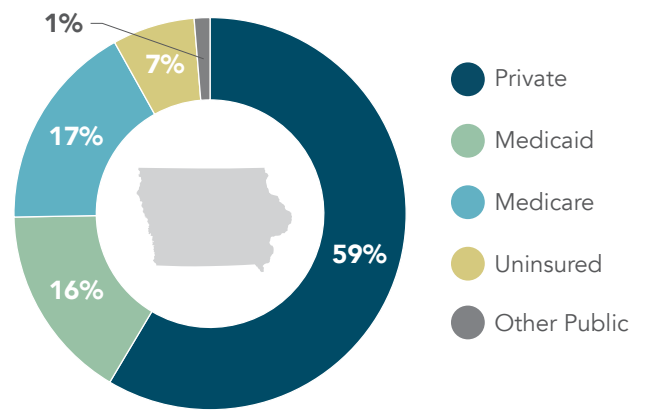
PAYROLL

Health Plan Employees⁶ **\$360,015,000**
 Insurance-Related Employees⁷ ... **\$928,212,000**

AVERAGE WAGE

Health Plan Employees⁶ **\$97,539**
 Insurance-Related Employees⁷ ... **\$65,473**

Health Insurance Coverage of Iowa Residents⁸



All data sources and notes, labeled 1 - 18, are referenced in detail on the "Sources & Notes" page at the end of the full report, or at this link: [AHIP.org/2023-State-Data](https://www.ahip.org/2023-State-Data)

Data compiled by AHIP, Center for Policy and Research, February 2023.

Largest Health Plans by Number of People Covered

COMMERCIAL ⁹	Medica	Medical Associates Health Plans	HealthPartners	UnitedHealthcare	Wellmark Blue Cross and Blue Shield
MEDIGAP ¹⁰	Aetna, a CVS Health Company	Medico	Mutual Of Omaha	UnitedHealthcare	Wellmark Blue Cross and Blue Shield
MEDICARE ADVANTAGE ¹¹	Aetna, a CVS Health Company	Anthem (Elevance Health)	HealthPartners UnityPoint Health	Humana	UnitedHealthcare
MEDICAID ⁵	Amerigroup Iowa (Elevance Health)		Iowa Total Care (Centene)		

STATE PREMIUM TAX COLLECTED¹²: **\$143,752,000**

Individual Marketplace in Iowa

Marketplace Enrollees Receiving Premium Subsidies¹³

62,355 (90%)

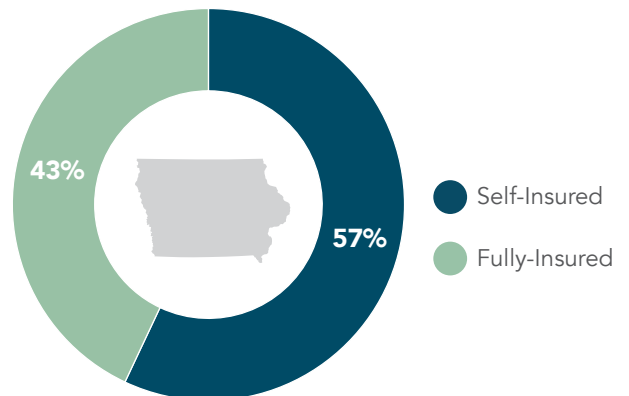
Average Monthly Premium Subsidy¹³

\$598

Percent of Subsidy-Eligible Population Enrolled in Marketplaces¹⁴

28%

Employer-Sponsored Insurance by Type¹⁵



Coverage by Employers in Iowa

Share of Workers in Companies Offering Insurance¹⁶



Share of Workers in Companies Offering a Choice From Among Two or More Plans¹⁷



Percent of Single Coverage Premiums Paid by Employers¹⁸



All data sources and notes, labeled 1 - 18, are referenced in detail on the "Sources & Notes" page at the end of the full report, or at this link: [AHIP.org/2023-State-Data](https://www.ahip.org/2023-State-Data)

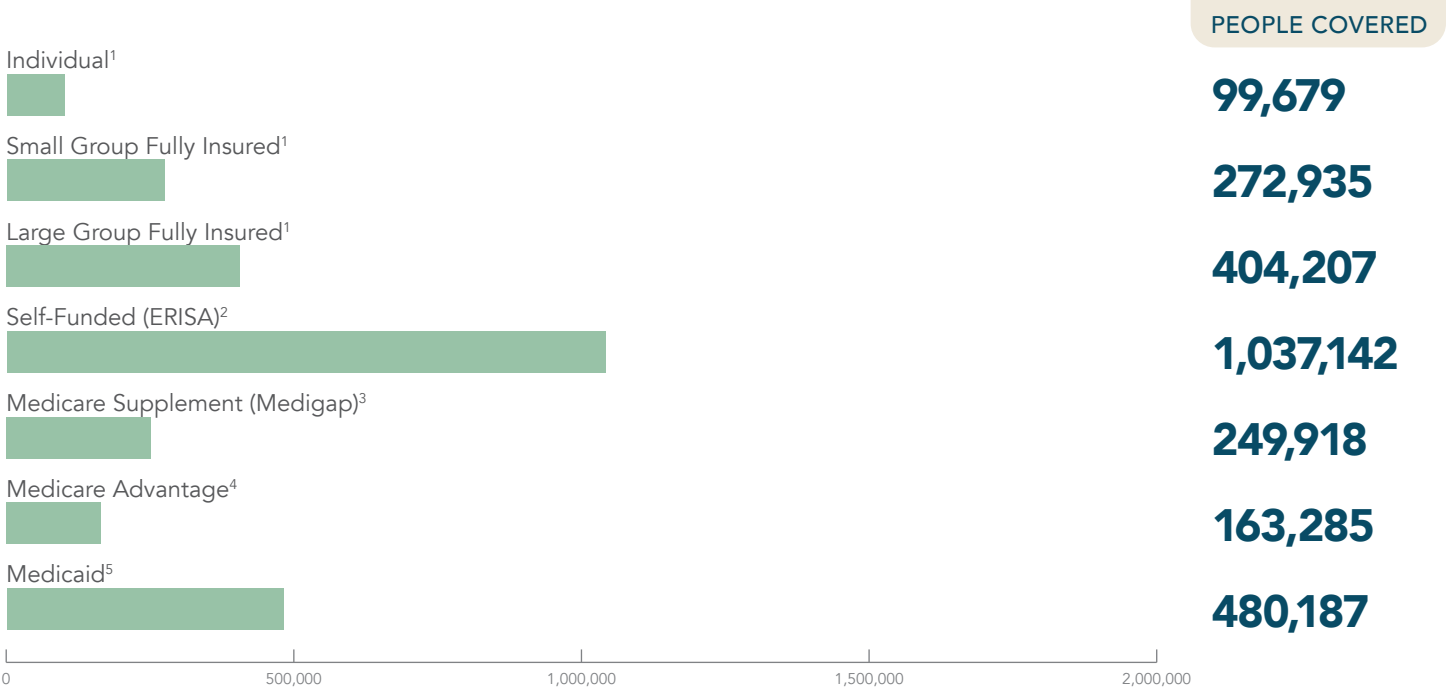
Data compiled by AHIP, Center for Policy and Research, February 2023.

Kansas

Health Insurance by the Numbers



Access to Insurance



Health Insurance Employment in Kansas

EMPLOYEES

Health Plan Employees⁶ **3,827**
 Insurance-Related Employees⁷ ... **16,714**

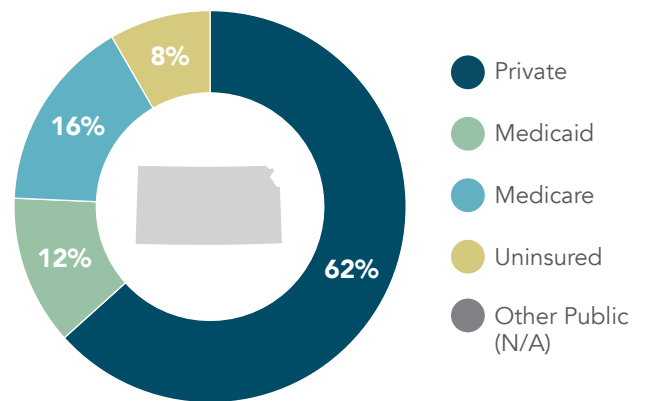
PAYROLL

Health Plan Employees⁶ **\$302,307,000**
 Insurance-Related Employees⁷ ... **\$1,203,110,000**

AVERAGE WAGE

Health Plan Employees⁶ **\$78,993**
 Insurance-Related Employees⁷ ... **\$71,982**

Health Insurance Coverage of Kansas Residents⁸



All data sources and notes, labeled 1 - 18, are referenced in detail on the "Sources & Notes" page at the end of the full report, or at this link: [AHIP.org/2023-State-Data](https://www.ahip.org/2023-State-Data)

Data compiled by AHIP, Center for Policy and Research, February 2023.

Largest Health Plans by Number of People Covered

COMMERCIAL ⁹	Blue Cross and Blue Shield of Kansas	Blue Cross and Blue Shield of Kansas City	Centene	Humana	UnitedHealthcare
MEDIGAP ¹⁰	Aetna, a CVS Health Company	Blue Cross and Blue Shield of Kansas	Cigna	Mutual Of Omaha	UnitedHealthcare
MEDICARE ADVANTAGE ¹¹	Aetna, a CVS Health Company	Blue Cross and Blue Shield of Kansas City	Centene	Humana	UnitedHealthcare
MEDICAID ⁵	Aetna Better Health	Sunflower Health Plan (Centene)	UnitedHealthcare Community Plan		

STATE PREMIUM TAX COLLECTED¹²: **\$450,742,000**

Individual Marketplace in Kansas

Marketplace Enrollees Receiving Premium Subsidies¹³

93,793 (92%)

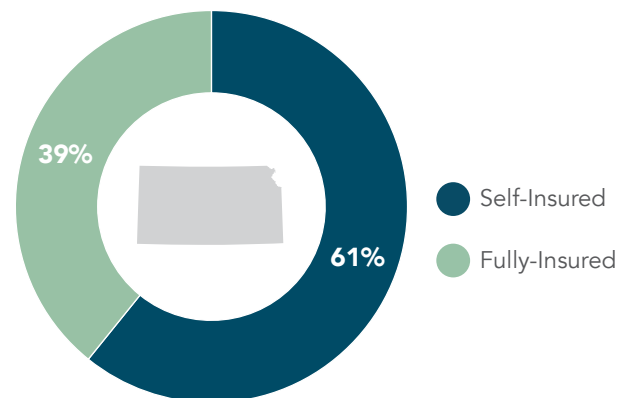
Average Monthly Premium Subsidy¹³

\$532

Percent of Subsidy-Eligible Population Enrolled in Marketplaces¹⁴

34%

Employer-Sponsored Insurance by Type¹⁵



Coverage by Employers in Kansas

Share of Workers in Companies Offering Insurance¹⁶

87%

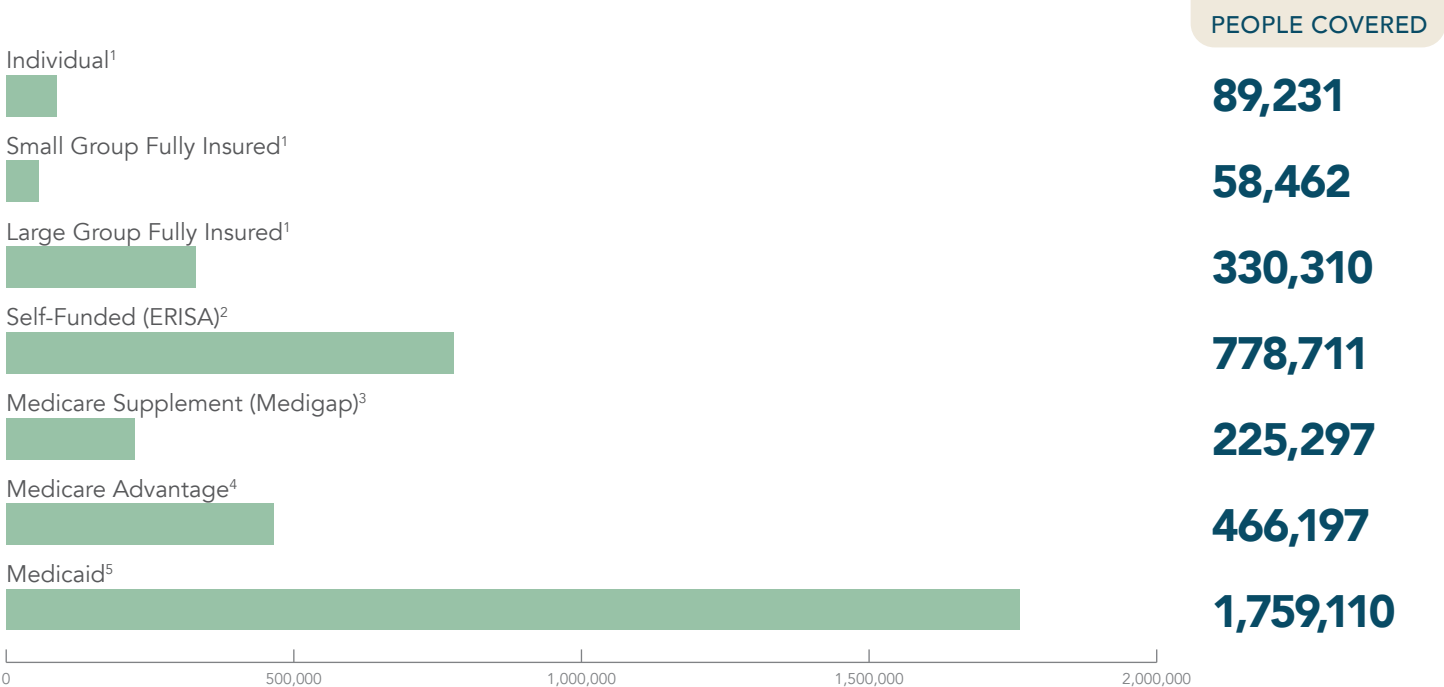
Share of Workers in Companies Offering a Choice From Among Two or More Plans¹⁷

68%

Percent of Single Coverage Premiums Paid by Employers¹⁸

77%

Access to Insurance



Health Insurance Employment in Kentucky

EMPLOYEES

Health Plan Employees⁶ **14,428**

Insurance-Related Employees⁷ ... **15,153**

PAYROLL

Health Plan Employees⁶ **\$1,452,230,000**

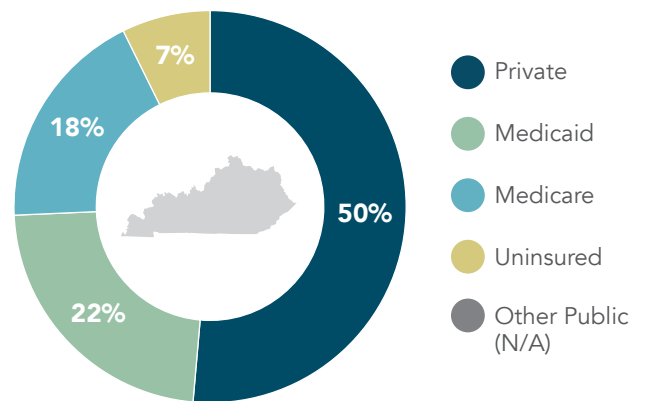
Insurance-Related Employees⁷ ... **\$1,044,398,000**

AVERAGE WAGE

Health Plan Employees⁶ **\$100,654**

Insurance-Related Employees⁷ ... **\$68,924**

Health Insurance Coverage of Kentucky Residents⁸



All data sources and notes, labeled 1 - 18, are referenced in detail on the "Sources & Notes" page at the end of the full report, or at this link: [AHIP.org/2023-State-Data](https://www.ahip.org/2023-State-Data)

Data compiled by AHIP, Center for Policy and Research, February 2023.

Largest Health Plans by Number of People Covered

COMMERCIAL ⁹	Anthem (Elevance Health)	CareSource	Cigna	Humana	UnitedHealthcare
MEDIGAP ¹⁰	Aetna, a CVS Health Company	Anthem (Elevance Health)	Cigna	Mutual Of Omaha	UnitedHealthcare
MEDICARE ADVANTAGE ¹¹	Aetna, a CVS Health Company	Anthem (Elevance Health)	Centene	Humana	UnitedHealthcare
MEDICAID ⁵	Aetna Better Health	Anthem Kentucky (Elevance Health)	Humana Healthy Horizons	Passport Health Plan (Molina Healthcare)	WellCare (Centene)

STATE PREMIUM TAX COLLECTED¹²: **\$187,041,000**

Individual Marketplace in Kentucky

Marketplace Enrollees Receiving Premium Subsidies¹³

56,614 (84%)

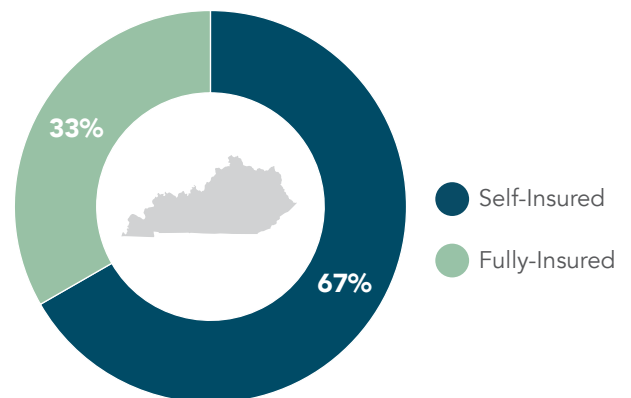
Average Monthly Premium Subsidy¹³

\$485

Percent of Subsidy-Eligible Population Enrolled in Marketplaces¹⁴

29%

Employer-Sponsored Insurance by Type¹⁵



Coverage by Employers in Kentucky

Share of Workers in Companies Offering Insurance¹⁶

89%

Share of Workers in Companies Offering a Choice From Among Two or More Plans¹⁷

80%

Percent of Single Coverage Premiums Paid by Employers¹⁸

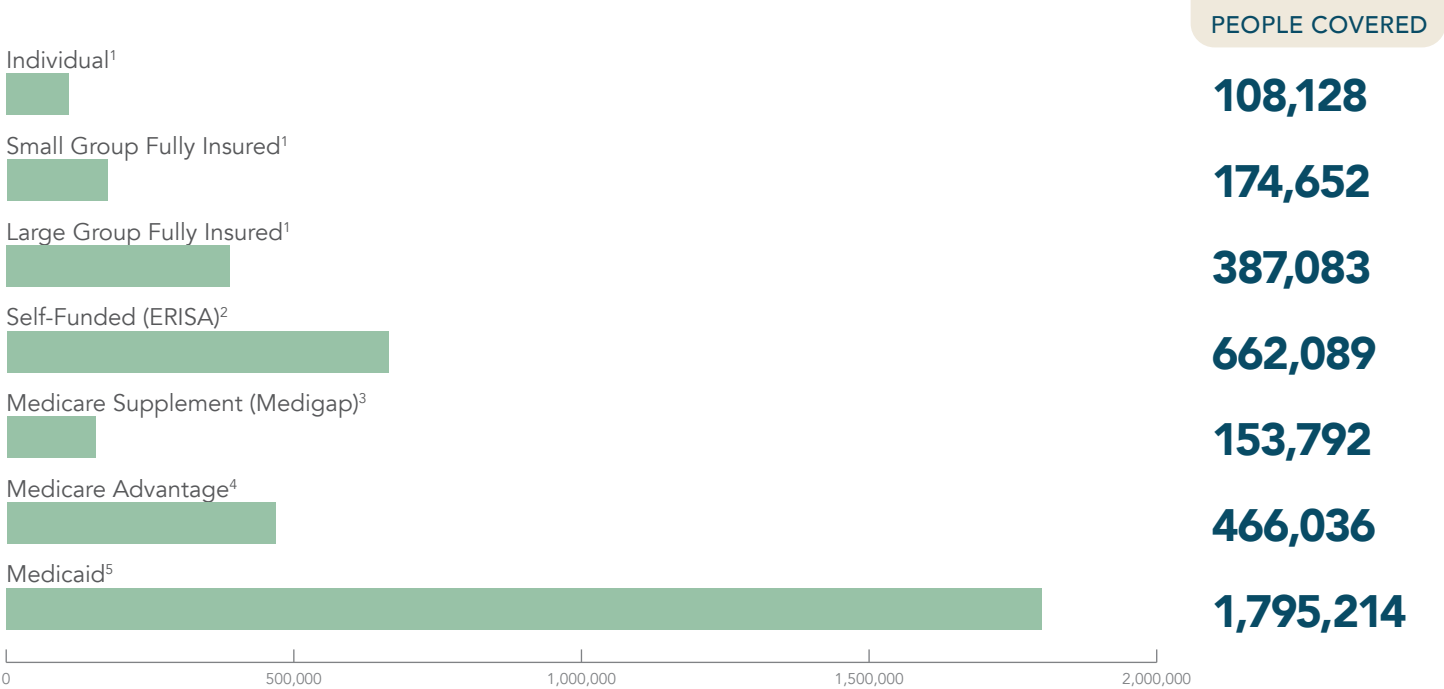
78%

Louisiana

Health Insurance by the Numbers



Access to Insurance



Health Insurance Employment in Louisiana

EMPLOYEES

Health Plan Employees⁶ **5,367**
 Insurance-Related Employees⁷ ... **16,114**

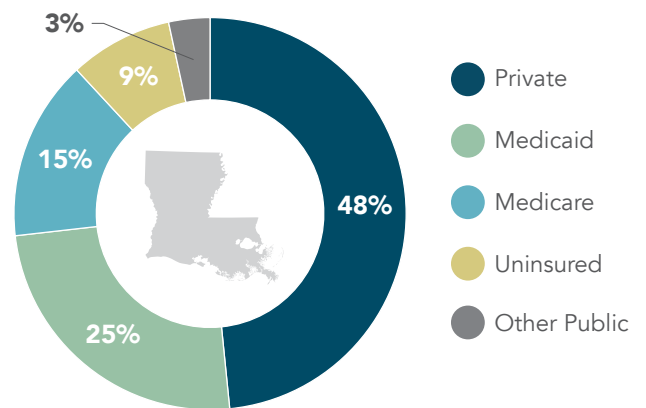
PAYROLL

Health Plan Employees⁶ **\$442,398,000**
 Insurance-Related Employees⁷ ... **\$1,152,955,000**

AVERAGE WAGE

Health Plan Employees⁶ **\$82,429**
 Insurance-Related Employees⁷ ... **\$71,550**

Health Insurance Coverage of Louisiana Residents⁸



All data sources and notes, labeled 1 - 18, are referenced in detail on the "Sources & Notes" page at the end of the full report, or at this link: [AHIP.org/2023-State-Data](https://www.ahip.org/2023-State-Data)

Data compiled by AHIP, Center for Policy and Research, February 2023.

Largest Health Plans by Number of People Covered

COMMERCIAL ⁹	Aetna, a CVS Health Company	Blue Cross and Blue Shield of Louisiana	Cigna	Humana	UnitedHealthcare
MEDIGAP ¹⁰	Aetna, a CVS Health Company	Blue Cross and Blue Shield of Louisiana	Mutual Of Omaha	Physicians Mutual	UnitedHealthcare
MEDICARE ADVANTAGE ¹¹	Aetna, a CVS Health Company	Blue Cross and Blue Shield of Louisiana	Centene	Humana	UnitedHealthcare
MEDICAID ⁵	Aetna Better Health	AmeriHealth Caritas	Healthy Blue Louisiana (Elevance Health)	Louisiana Healthcare Connections (Centene)	UnitedHealthcare Community Plan

STATE PREMIUM TAX COLLECTED¹²: **\$1,004,261,000**

Individual Marketplace in Louisiana

Marketplace Enrollees Receiving Premium Subsidies¹³

89,229 (94%)

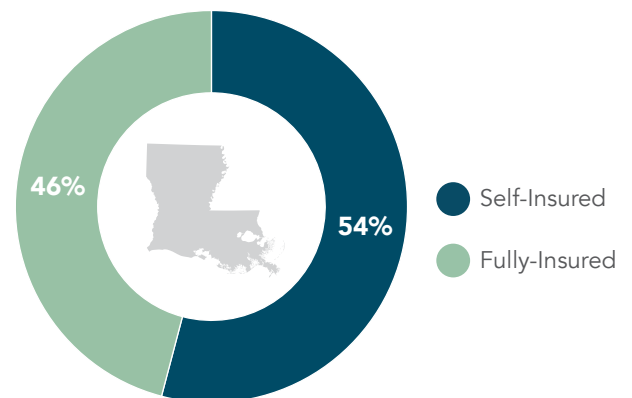
Average Monthly Premium Subsidy¹³

\$658

Percent of Subsidy-Eligible Population Enrolled in Marketplaces¹⁴

29%

Employer-Sponsored Insurance by Type¹⁵



Coverage by Employers in Louisiana

Share of Workers in Companies Offering Insurance¹⁶

84%

Share of Workers in Companies Offering a Choice From Among Two or More Plans¹⁷

66%

Percent of Single Coverage Premiums Paid by Employers¹⁸

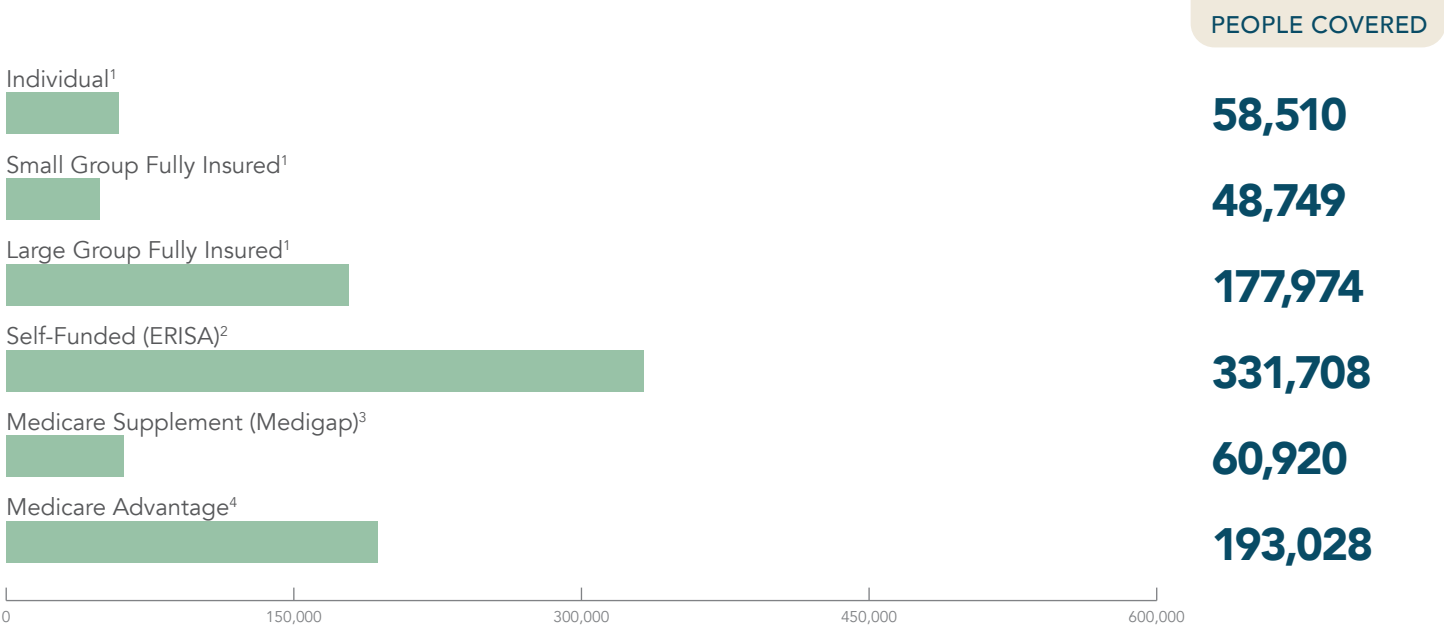
75%

Maine

Health Insurance by the Numbers



Access to Insurance



Health Insurance Employment in Maine

EMPLOYEES

Health Plan Employees⁶ **2,807**
Insurance-Related Employees⁷ ... **3,586**

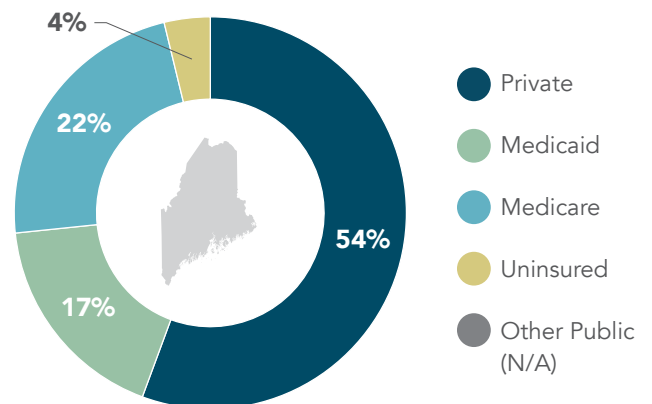
PAYROLL

Health Plan Employees⁶ **\$231,678,000**
Insurance-Related Employees⁷ ... **\$264,277,000**

AVERAGE WAGE

Health Plan Employees⁶ **\$82,536**
Insurance-Related Employees⁷ ... **\$73,697**

Health Insurance Coverage of Maine Residents⁸



All data sources and notes, labeled 1 - 18, are referenced in detail on the "Sources & Notes" page at the end of the full report, or at this link: [AHIP.org/2023-State-Data](https://www.ahip.org/2023-State-Data)

Data compiled by AHIP, Center for Policy and Research, February 2023.

Largest Health Plans by Number of People Covered

COMMERCIAL ⁹	Aetna, a CVS Health Company	Anthem (Elevance Health)	Cigna	Community Health Options	Point32Health
MEDIGAP ¹⁰	Anthem (Elevance Health)	Cigna	Point32Health	Transamerica Life	UnitedHealthcare
MEDICARE ADVANTAGE ¹¹	Aetna, a CVS Health Company	Anthem (Elevance Health)	Centene	Martin's Point Health Care	UnitedHealthcare

STATE PREMIUM TAX COLLECTED¹²: **\$101,947,000**

Individual Marketplace in Maine

Marketplace Enrollees Receiving Premium Subsidies¹³

52,938 (84%)

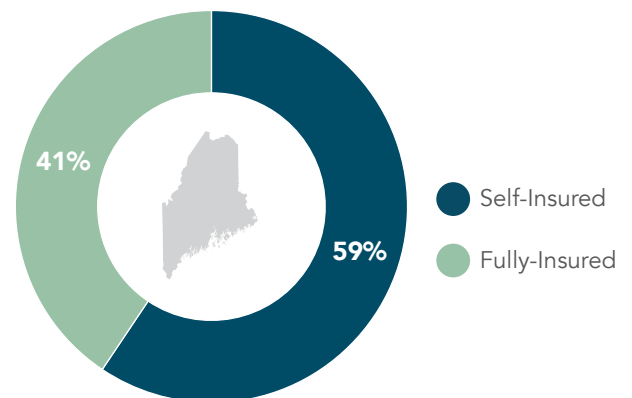
Average Monthly Premium Subsidy¹³

\$471

Percent of Subsidy-Eligible Population Enrolled in Marketplaces¹⁴

63%

Employer-Sponsored Insurance by Type¹⁵



Coverage by Employers in Maine

Share of Workers in Companies Offering Insurance¹⁶

83%

Share of Workers in Companies Offering a Choice From Among Two or More Plans¹⁷

79%

Percent of Single Coverage Premiums Paid by Employers¹⁸

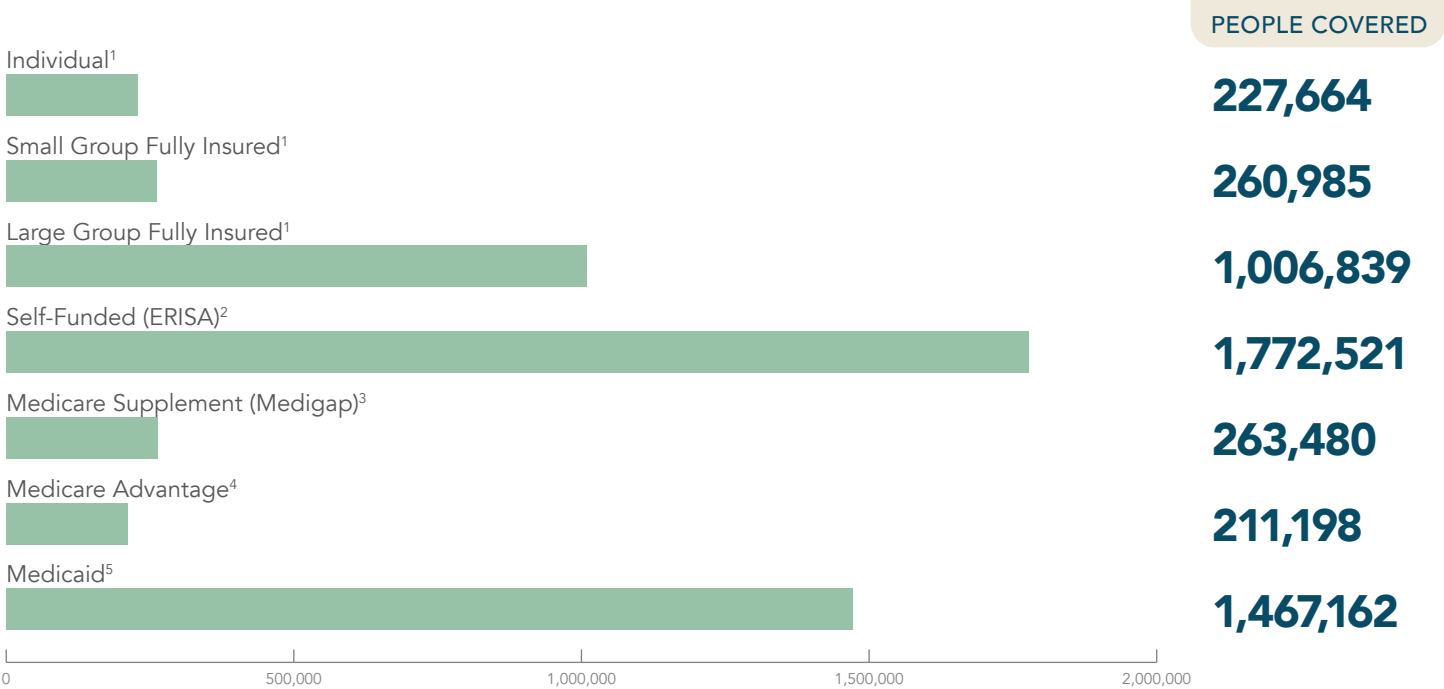
79%

Maryland

Health Insurance by the Numbers



Access to Insurance



Health Insurance Employment in Maryland

EMPLOYEES

Health Plan Employees⁶ **9,784**
 Insurance-Related Employees⁷ ... **17,234**

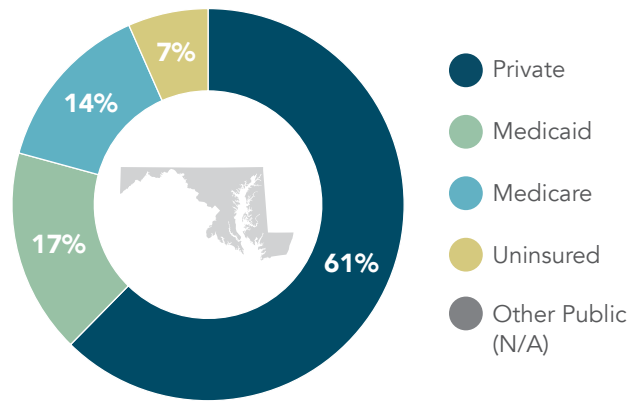
PAYROLL

Health Plan Employees⁶ **\$933,728,000**
 Insurance-Related Employees⁷ ... **\$1,372,440,000**

AVERAGE WAGE

Health Plan Employees⁶ **\$95,434**
 Insurance-Related Employees⁷ ... **\$79,636**

Health Insurance Coverage of Maryland Residents⁸



All data sources and notes, labeled 1 - 18, are referenced in detail on the "Sources & Notes" page at the end of the full report, or at this link: [AHIP.org/2023-State-Data](https://www.ahip.org/2023-State-Data)

Data compiled by AHIP, Center for Policy and Research, February 2023.

Largest Health Plans by Number of People Covered

COMMERCIAL ⁹	Aetna, a CVS Health Company	CareFirst	Cigna	Kaiser Permanente	UnitedHealthcare
MEDIGAP ¹⁰	Aetna, a CVS Health Company	Carefirst	Cigna	Mutual Of Omaha	UnitedHealthcare
MEDICARE ADVANTAGE ¹¹	Aetna, a CVS Health Company	Cigna	Johns Hopkins Healthcare	Kaiser Permanente	UnitedHealthcare
MEDICAID ⁵	Kaiser Permanente	Maryland Physicians Care	Priority Partners	UnitedHealthcare Community Plan	Wellpoint Maryland (Elevance Health)

STATE PREMIUM TAX COLLECTED¹²: **\$757,839,000**

Individual Marketplace in Maryland

Marketplace Enrollees Receiving Premium Subsidies¹³

134,906 (81%)

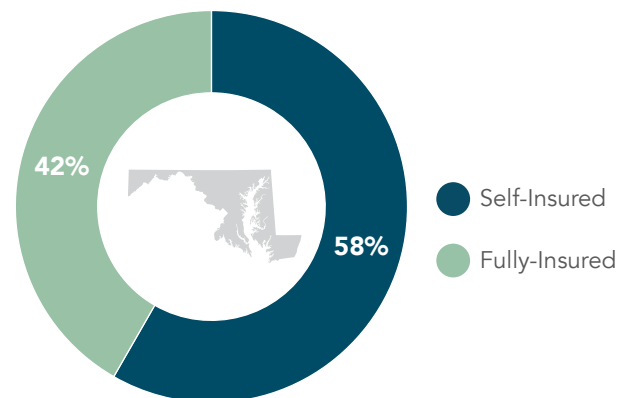
Average Monthly Premium Subsidy¹³

\$375

Percent of Subsidy-Eligible Population Enrolled in Marketplaces¹⁴

50%

Employer-Sponsored Insurance by Type¹⁵



Coverage by Employers in Maryland

Share of Workers in Companies Offering Insurance¹⁶

87%

Share of Workers in Companies Offering a Choice From Among Two or More Plans¹⁷

75%

Percent of Single Coverage Premiums Paid by Employers¹⁸

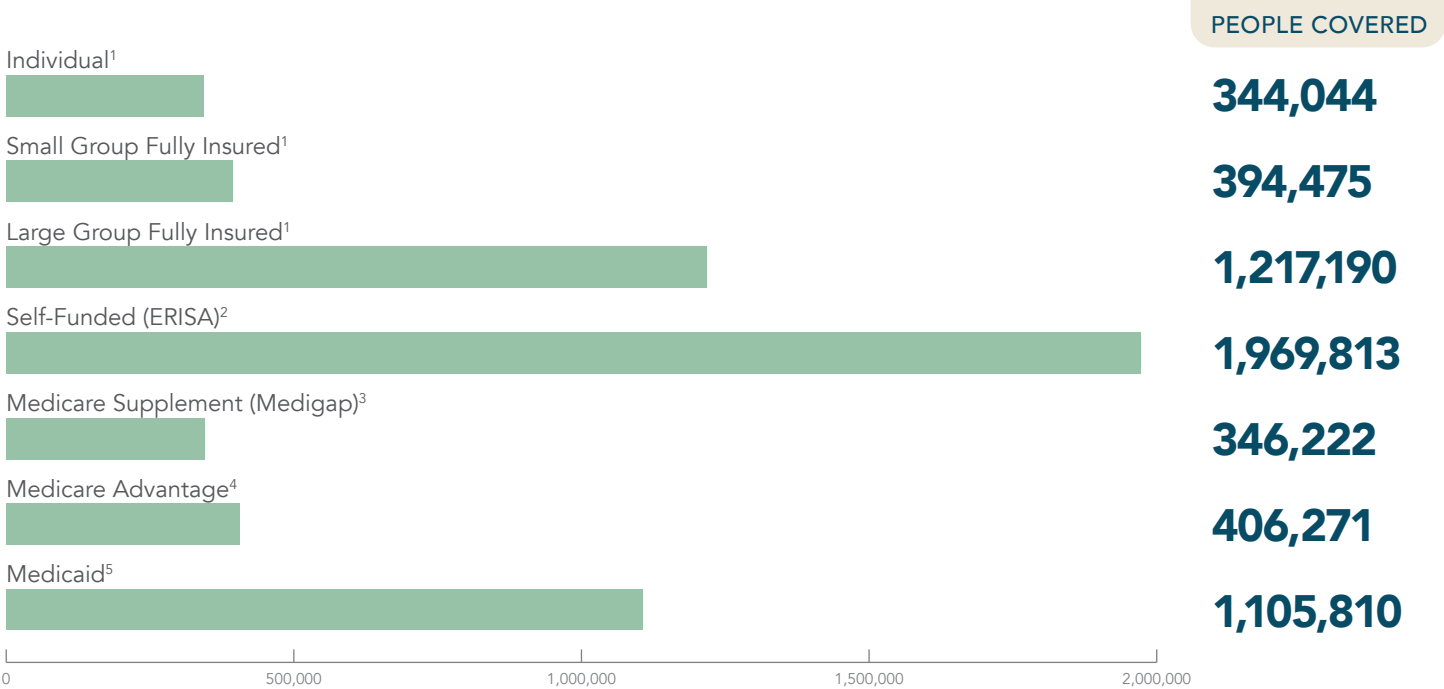
78%

Massachusetts

Health Insurance by the Numbers



Access to Insurance



Health Insurance Employment in Massachusetts

EMPLOYEES

Health Plan Employees⁶ **15,126**

Insurance-Related Employees⁷ ... **24,518**

PAYROLL

Health Plan Employees⁶ **\$1,546,695,000**

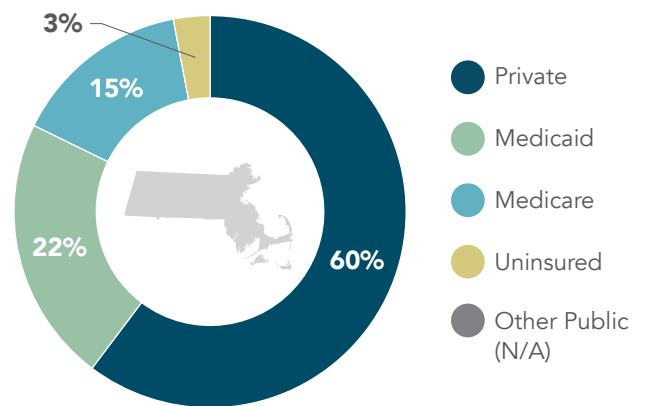
Insurance-Related Employees⁷ ... **\$2,396,810,000**

AVERAGE WAGE

Health Plan Employees⁶ **\$102,254**

Insurance-Related Employees⁷ ... **\$97,757**

Health Insurance Coverage of Massachusetts Residents⁸



All data sources and notes, labeled 1 - 18, are referenced in detail on the "Sources & Notes" page at the end of the full report, or at this link: [AHIP.org/2023-State-Data](https://www.ahip.org/2023-State-Data)

Data compiled by AHIP, Center for Policy and Research, February 2023.

Largest Health Plans by Number of People Covered

COMMERCIAL ⁹	AllWays Health Partners	Blue Cross and Blue Shield of Massachusetts	Point32Health	UnitedHealthcare	WellSense Health Plan
MEDIGAP ¹⁰	Blue Cross and Blue Shield of Massachusetts	Health New England	Humana	Point32Health	UnitedHealthcare
MEDICARE ADVANTAGE ¹¹	Aetna, a CVS Health Company	Blue Cross and Blue Shield of Massachusetts	Fallon Health	Point32Health	UnitedHealthcare
MEDICAID ⁵	Boston Children's ACO (Point32Health)	Community Care Cooperative	Partners Healthcare Choice	Steward Health Choice	WellSense Community Alliance

STATE PREMIUM TAX COLLECTED¹²: **\$537,405,000**

Individual Marketplace in Massachusetts

Marketplace Enrollees Receiving Premium Subsidies¹³

179,791 (78%)

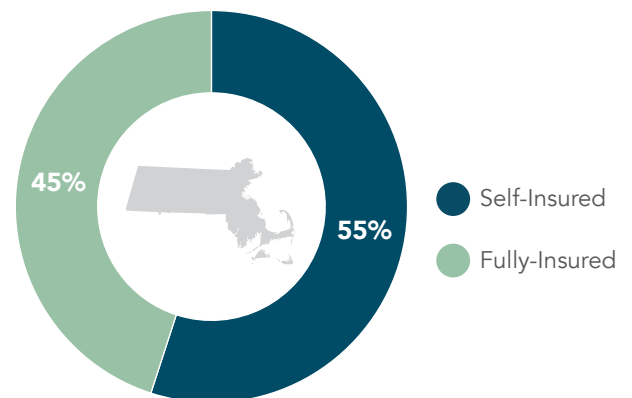
Average Monthly Premium Subsidy¹³

\$377

Percent of Subsidy-Eligible Population Enrolled in Marketplaces¹⁴

N/A

Employer-Sponsored Insurance by Type¹⁵



Coverage by Employers in Massachusetts

Share of Workers in Companies Offering Insurance¹⁶

91%

Share of Workers in Companies Offering a Choice From Among Two or More Plans¹⁷

75%

Percent of Single Coverage Premiums Paid by Employers¹⁸

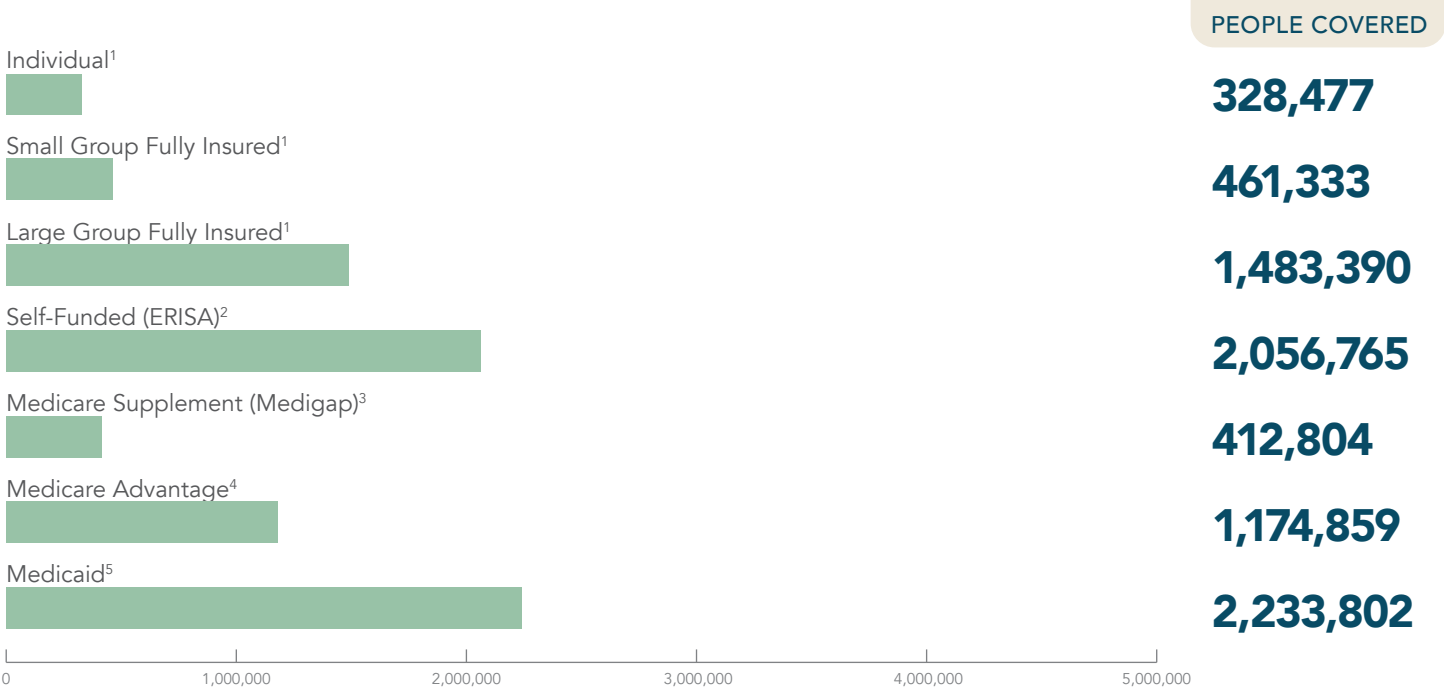
79%

Michigan

Health Insurance by the Numbers



Access to Insurance



Health Insurance Employment in Michigan

EMPLOYEES

Health Plan Employees⁶ **14,491**

Insurance-Related Employees⁷ ... **34,341**

PAYROLL

Health Plan Employees⁶ **\$1,446,648,000**

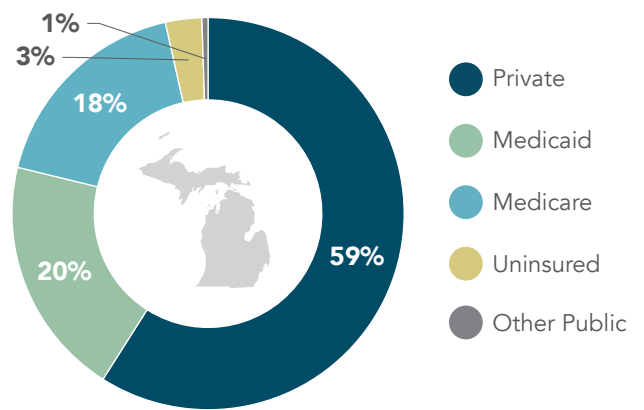
Insurance-Related Employees⁷ ... **\$2,249,240,000**

AVERAGE WAGE

Health Plan Employees⁶ **\$99,831**

Insurance-Related Employees⁷ ... **\$65,497**

Health Insurance Coverage of Michigan Residents⁸



All data sources and notes, labeled 1 - 18, are referenced in detail on the "Sources & Notes" page at the end of the full report, or at this link: [AHIP.org/2023-State-Data](https://www.ahip.org/2023-State-Data)

Data compiled by AHIP, Center for Policy and Research, February 2023.

Largest Health Plans by Number of People Covered

COMMERCIAL ⁹	Blue Cross Blue Shield of Michigan	Health Alliance Plan (HAP)	Physicians Health Plan of Mid-Michigan	Priority Health (merged with Total Health Care in 2020)	UnitedHealthcare
MEDIGAP ¹⁰	Aetna, a CVS Health Company	Blue Cross Blue Shield of Michigan	Mutual Of Omaha	Priority Health	UnitedHealthcare
MEDICARE ADVANTAGE ¹¹	Aetna, a CVS Health Company	Blue Cross Blue Shield of Michigan	Corewell Health	Health Alliance Plan (HAP)	Humana
MEDICAID ⁵	Blue Cross Complete of Michigan (Blue Cross Blue Shield of Michigan)	McLaren Health Plan	Meridian Health Plan of Michigan (Centene)	Molina Healthcare of Michigan	UnitedHealthcare Community Plan

STATE PREMIUM TAX COLLECTED¹²: **\$349,170,000**

Individual Marketplace in Michigan

Marketplace Enrollees Receiving Premium Subsidies¹³

248,623 (86%)

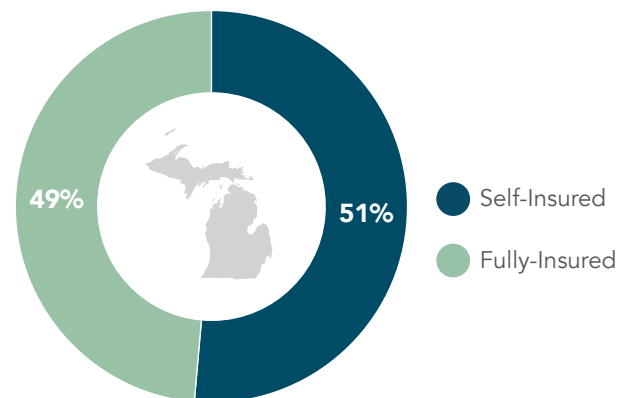
Average Monthly Premium Subsidy¹³

\$392

Percent of Subsidy-Eligible Population Enrolled in Marketplaces¹⁴

44%

Employer-Sponsored Insurance by Type¹⁵



Coverage by Employers in Michigan

Share of Workers in Companies Offering Insurance¹⁶

89%

Share of Workers in Companies Offering a Choice From Among Two or More Plans¹⁷

71%

Percent of Single Coverage Premiums Paid by Employers¹⁸

79%

All data sources and notes, labeled 1 - 18, are referenced in detail on the "Sources & Notes" page at the end of the full report, or at this link: [AHIP.org/2023-State-Data](https://www.ahip.org/2023-State-Data)

Data compiled by AHIP, Center for Policy and Research, February 2023.

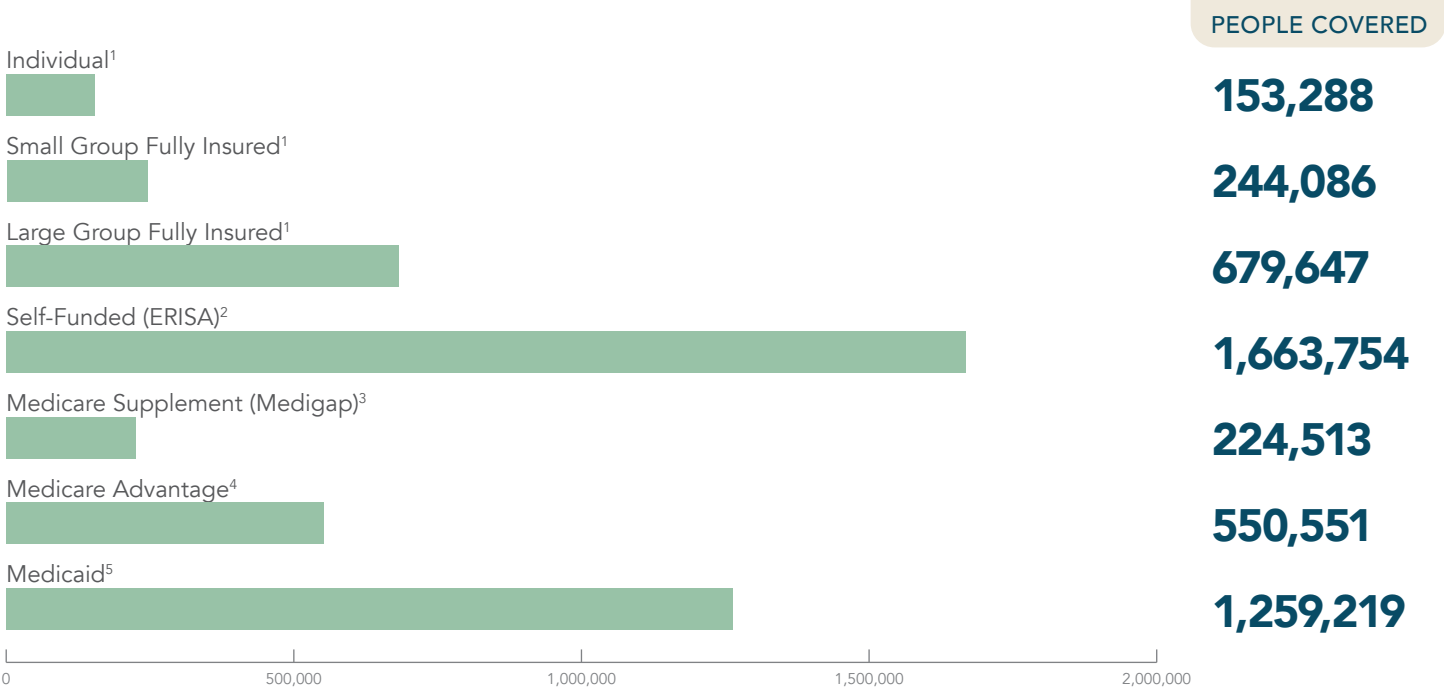
MICHIGAN

Minnesota

Health Insurance by the Numbers



Access to Insurance



Health Insurance Employment in Minnesota

EMPLOYEES

Health Plan Employees⁶ **31,219**

Insurance-Related Employees⁷ ... **32,620**

PAYROLL

Health Plan Employees⁶ **\$3,571,948,000**

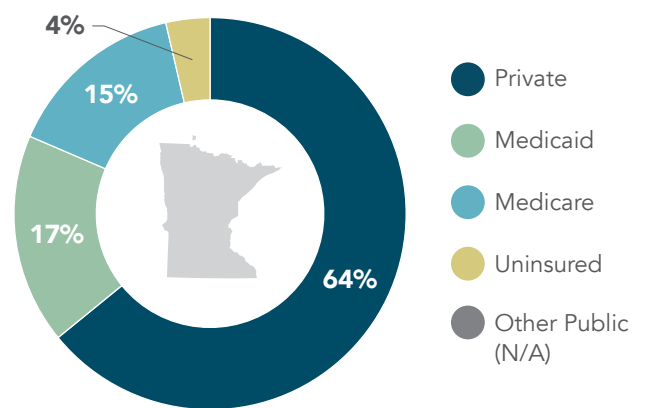
Insurance-Related Employees⁷ ... **\$3,283,450,000**

AVERAGE WAGE

Health Plan Employees⁶ **\$114,416**

Insurance-Related Employees⁷ ... **\$100,658**

Health Insurance Coverage of Minnesota Residents⁸



All data sources and notes, labeled 1 - 18, are referenced in detail on the "Sources & Notes" page at the end of the full report, or at this link: [AHIP.org/2023-State-Data](https://www.ahip.org/2023-State-Data)

Data compiled by AHIP, Center for Policy and Research, February 2023.

Largest Health Plans by Number of People Covered

COMMERCIAL ⁹	Blue Cross and Blue Shield of Minnesota	HealthPartners	Medica	PreferredOne	UCare
MEDIGAP ¹⁰	Aetna, a CVS Health Company	Blue Cross and Blue Shield of Minnesota	Cigna	Medica	UnitedHealthcare
MEDICARE ADVANTAGE ¹¹	Blue Cross and Blue Shield of Minnesota	Humana	Medica	UCare	UnitedHealthcare
MEDICAID ⁵	Blue Plus (Blue Cross and Blue Shield of Minnesota)	HealthPartners	Hennepin Health	PrimeWest Health	UCare

STATE PREMIUM TAX COLLECTED¹²: **\$650,137,000**

Individual Marketplace in Minnesota

Marketplace Enrollees Receiving Premium Subsidies¹³

69,218 (60%)

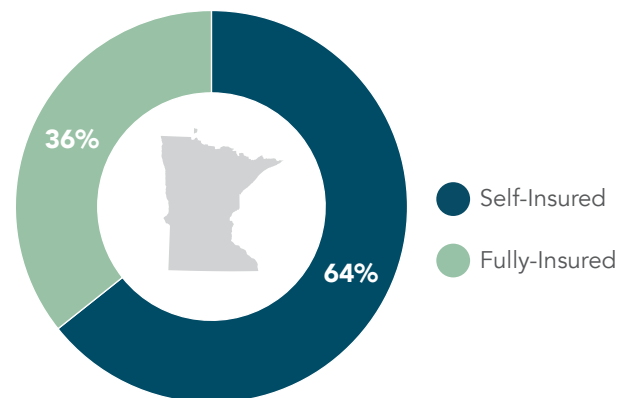
Average Monthly Premium Subsidy¹³

\$343

Percent of Subsidy-Eligible Population Enrolled in Marketplaces¹⁴

49%

Employer-Sponsored Insurance by Type¹⁵



Coverage by Employers in Minnesota

Share of Workers in Companies Offering Insurance¹⁶

86%

Share of Workers in Companies Offering a Choice From Among Two or More Plans¹⁷

67%

Percent of Single Coverage Premiums Paid by Employers¹⁸

78%

All data sources and notes, labeled 1 - 18, are referenced in detail on the "Sources & Notes" page at the end of the full report, or at this link: [AHIP.org/2023-State-Data](https://www.ahip.org/2023-State-Data)

Data compiled by AHIP, Center for Policy and Research, February 2023.

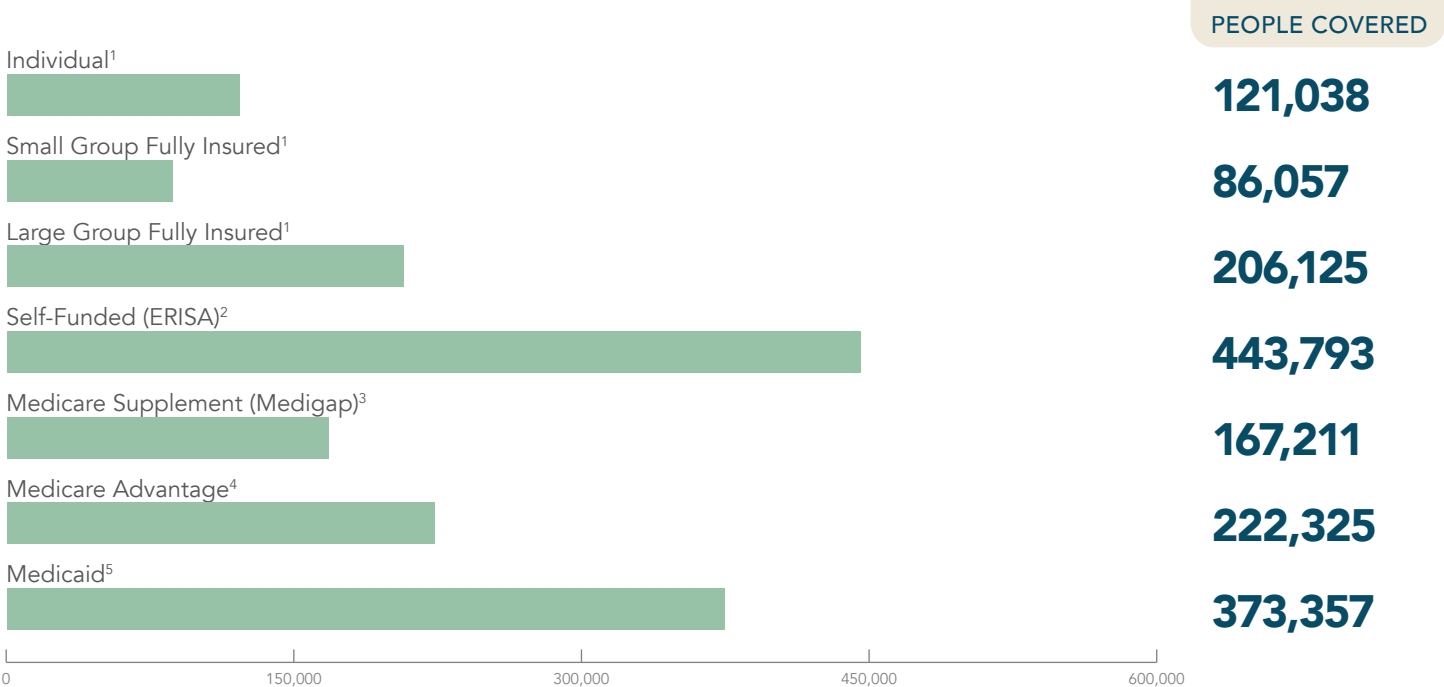
MINNESOTA

Mississippi

Health Insurance by the Numbers



Access to Insurance



Health Insurance Employment in Mississippi

EMPLOYEES

Health Plan Employees⁶ **1,348**

Insurance-Related Employees⁷ ... **6,033**

PAYROLL

Health Plan Employees⁶ **\$107,895,000**

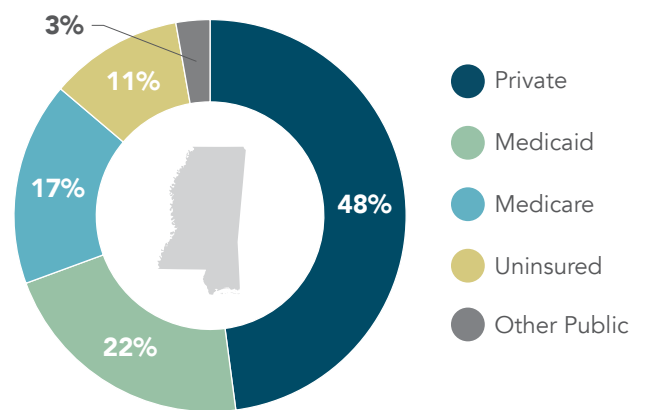
Insurance-Related Employees⁷ ... **\$360,620,000**

AVERAGE WAGE

Health Plan Employees⁶ **\$80,041**

Insurance-Related Employees⁷ ... **\$59,775**

Health Insurance Coverage of Mississippi Residents⁸



All data sources and notes, labeled 1 - 18, are referenced in detail on the "Sources & Notes" page at the end of the full report, or at this link: [AHIP.org/2023-State-Data](https://www.ahip.org/2023-State-Data)

Data compiled by AHIP, Center for Policy and Research, February 2023.

Largest Health Plans by Number of People Covered

COMMERCIAL ⁹	Aetna, a CVS Health Company	Blue Cross & Blue Shield of Mississippi	Centene	Molina Healthcare	UnitedHealthcare
MEDIGAP ¹⁰	Aetna, a CVS Health Company	Cigna	Mutual Of Omaha	New Era Life	UnitedHealthcare
MEDICARE ADVANTAGE ¹¹	Aetna, a CVS Health Company	Centene	Cigna	Humana	UnitedHealthcare
MEDICAID ⁵	Magnolia Health (Centene)		Molina Healthcare	UnitedHealthcare Community Plan	

STATE PREMIUM TAX COLLECTED¹²: **\$397,786,000**

Individual Marketplace in Mississippi

Marketplace Enrollees Receiving Premium Subsidies¹³

129,385 (98%)

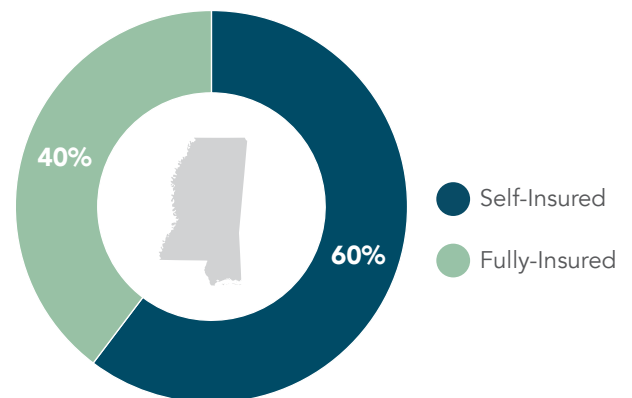
Average Monthly Premium Subsidy¹³

\$570

Percent of Subsidy-Eligible Population Enrolled in Marketplaces¹⁴

31%

Employer-Sponsored Insurance by Type¹⁵



Coverage by Employers in Mississippi

Share of Workers in Companies Offering Insurance¹⁶

86%

Share of Workers in Companies Offering a Choice From Among Two or More Plans¹⁷

63%

Percent of Single Coverage Premiums Paid by Employers¹⁸

76%

All data sources and notes, labeled 1 - 18, are referenced in detail on the "Sources & Notes" page at the end of the full report, or at this link: [AHIP.org/2023-State-Data](https://www.ahip.org/2023-State-Data)

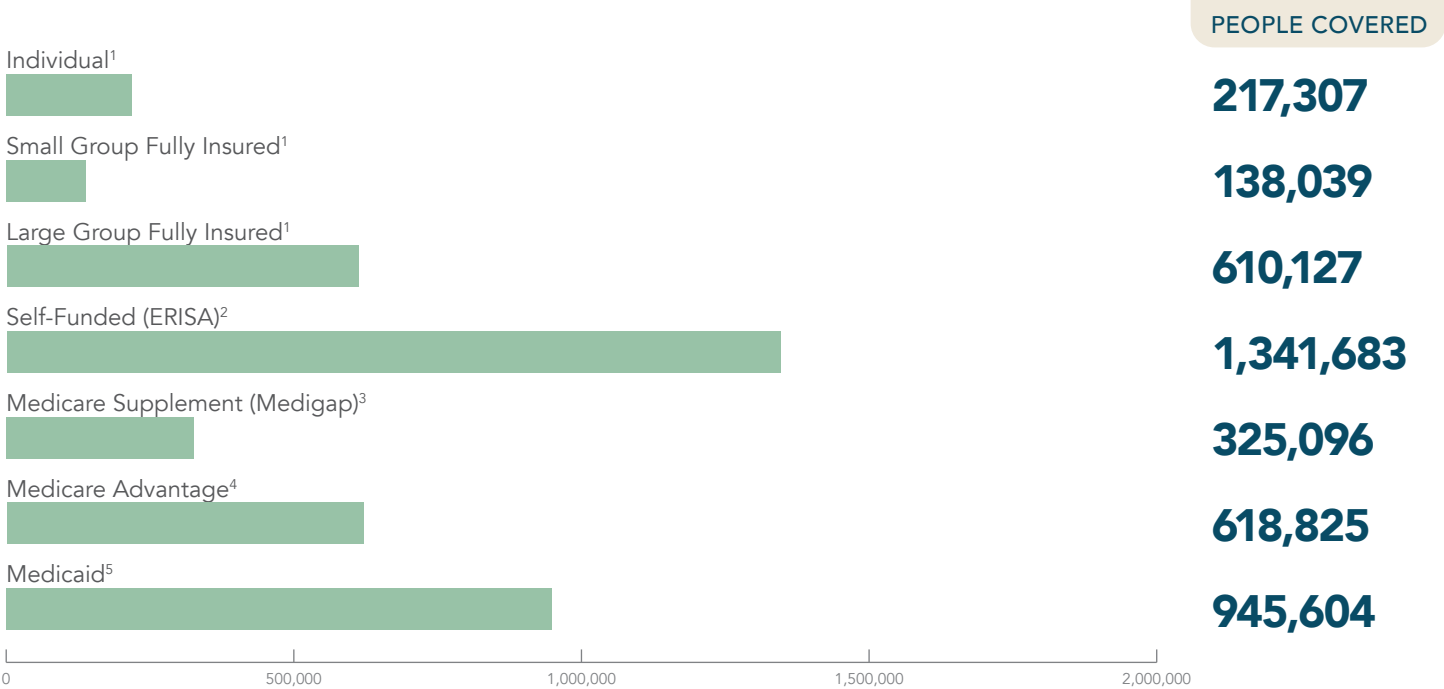
Data compiled by AHIP, Center for Policy and Research, February 2023.

Missouri

Health Insurance by the Numbers



Access to Insurance



Health Insurance Employment in Missouri

EMPLOYEES

Health Plan Employees⁶ **10,133**

Insurance-Related Employees⁷ ... **34,451**

PAYROLL

Health Plan Employees⁶ **\$874,746,000**

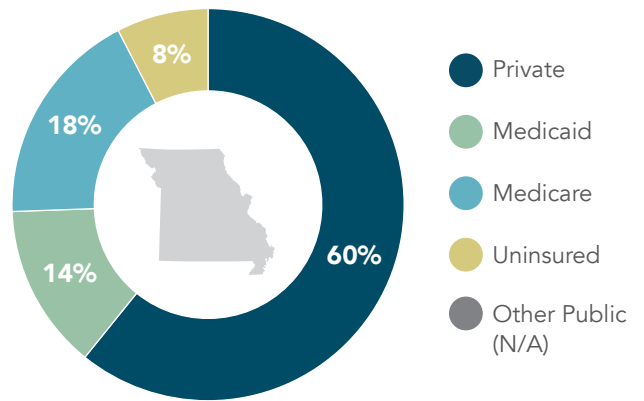
Insurance-Related Employees⁷ ... **\$2,802,715,000**

AVERAGE WAGE

Health Plan Employees⁶ **\$86,326**

Insurance-Related Employees⁷ ... **\$81,354**

Health Insurance Coverage of Missouri Residents⁸



All data sources and notes, labeled 1 - 18, are referenced in detail on the "Sources & Notes" page at the end of the full report, or at this link: [AHIP.org/2023-State-Data](https://www.ahip.org/2023-State-Data)

Data compiled by AHIP, Center for Policy and Research, February 2023.

Largest Health Plans by Number of People Covered

COMMERCIAL ⁹	Anthem (Elevance Health)	Blue Cross and Blue Shield of Kansas City	Centene	Cigna	UnitedHealthcare
MEDIGAP ¹⁰	Anthem (Elevance Health)	Cigna	Mutual Of Omaha	Transamerica Life	UnitedHealthcare
MEDICARE ADVANTAGE ¹¹	Aetna, a CVS Health Company	Anthem (Elevance Health)	Essence	Humana	UnitedHealthcare
MEDICAID ⁵	Healthy Blue (Elevance Health)	Home State Health Plan (Centene)	UnitedHealthcare Community Plan		

STATE PREMIUM TAX COLLECTED¹²: **\$447,949,000**

Individual Marketplace in Missouri

Marketplace Enrollees Receiving Premium Subsidies¹³

216,351 (91%)

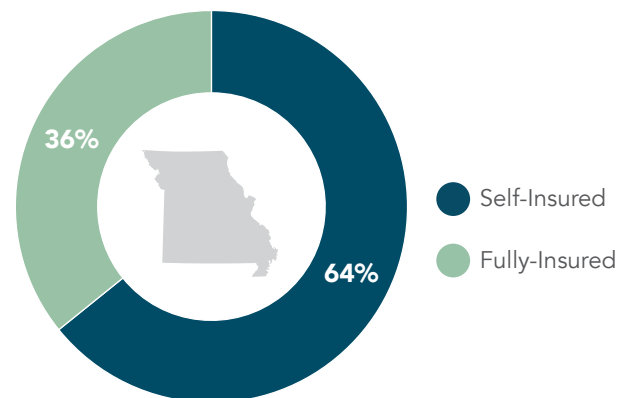
Average Monthly Premium Subsidy¹³

\$548

Percent of Subsidy-Eligible Population Enrolled in Marketplaces¹⁴

35%

Employer-Sponsored Insurance by Type¹⁵



Coverage by Employers in Missouri

Share of Workers in Companies Offering Insurance¹⁶

87%

Share of Workers in Companies Offering a Choice From Among Two or More Plans¹⁷

74%

Percent of Single Coverage Premiums Paid by Employers¹⁸

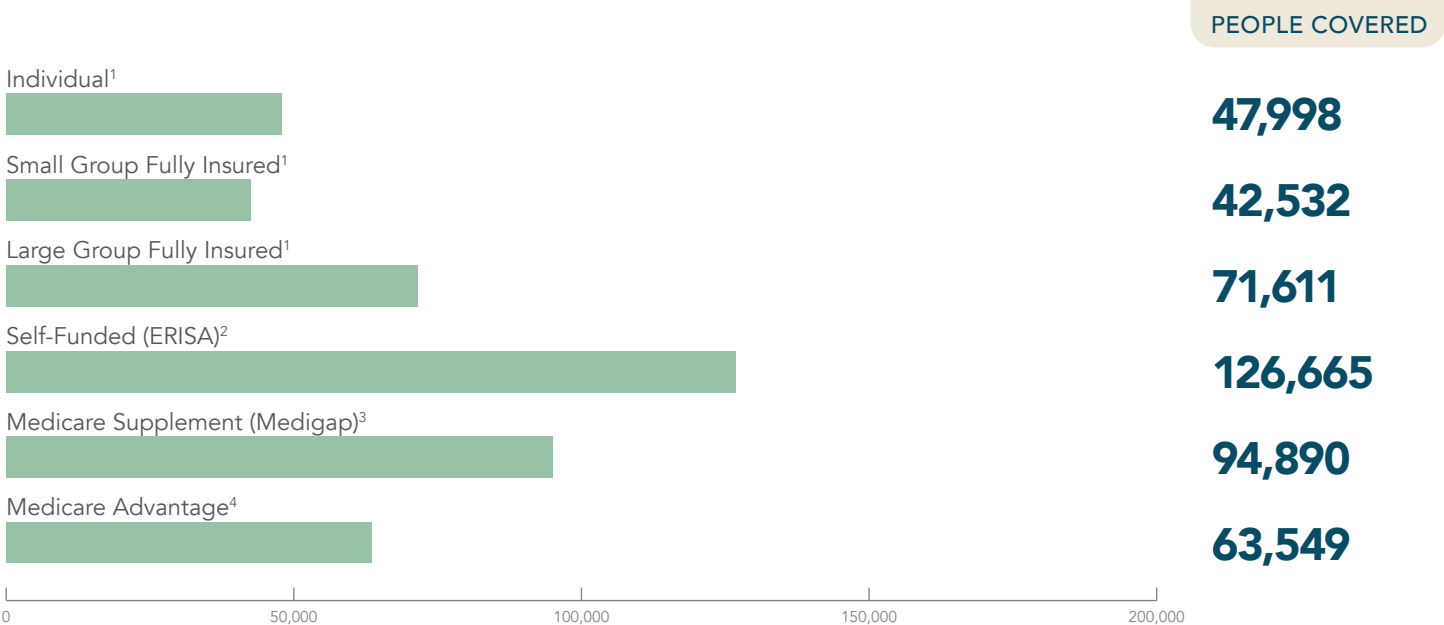
78%

Montana

Health Insurance by the Numbers



Access to Insurance



Health Insurance Employment in Montana

EMPLOYEES

Health Plan Employees⁶ **649**
 Insurance-Related Employees⁷ ... **4,844**

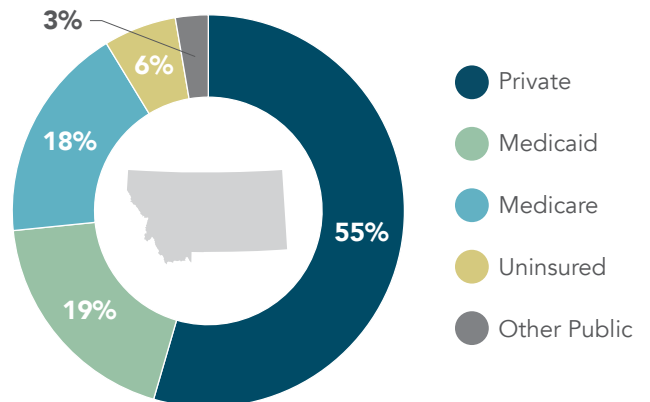
PAYROLL

Health Plan Employees⁶ **\$53,713,000**
 Insurance-Related Employees⁷ ... **\$283,792,000**

AVERAGE WAGE

Health Plan Employees⁶ **\$82,763**
 Insurance-Related Employees⁷ ... **\$58,586**

Health Insurance Coverage of Montana Residents⁸



All data sources and notes, labeled 1 - 18, are referenced in detail on the "Sources & Notes" page at the end of the full report, or at this link: [AHIP.org/2023-State-Data](https://www.ahip.org/2023-State-Data)

Data compiled by AHIP, Center for Policy and Research, February 2023.

Largest Health Plans by Number of People Covered

COMMERCIAL ⁹	Blue Cross and Blue Shield of Montana (HCSC)	Cigna	Montana Health CO-OP	PacificSource	Timber Products Manufacturers Trust
MEDIGAP ¹⁰	Aetna, a CVS Health Company	Health Care Service Corporation (HCSC)	Humana	Mutual Of Omaha	UnitedHealthcare
MEDICARE ADVANTAGE ¹¹	Aetna, a CVS Health Company	Health Care Service Corporation (HCSC)	Humana	PacificSource	UnitedHealthcare

STATE PREMIUM TAX COLLECTED¹²: **\$138,905,000**

Individual Marketplace in Montana

Marketplace Enrollees Receiving Premium Subsidies¹³

43,431 (88%)

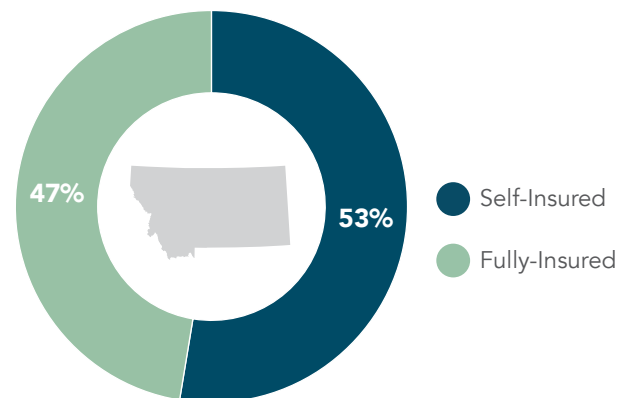
Average Monthly Premium Subsidy¹³

\$501

Percent of Subsidy-Eligible Population Enrolled in Marketplaces¹⁴

46%

Employer-Sponsored Insurance by Type¹⁵



Coverage by Employers in Montana

Share of Workers in Companies Offering Insurance¹⁶

74%

Share of Workers in Companies Offering a Choice From Among Two or More Plans¹⁷

66%

Percent of Single Coverage Premiums Paid by Employers¹⁸

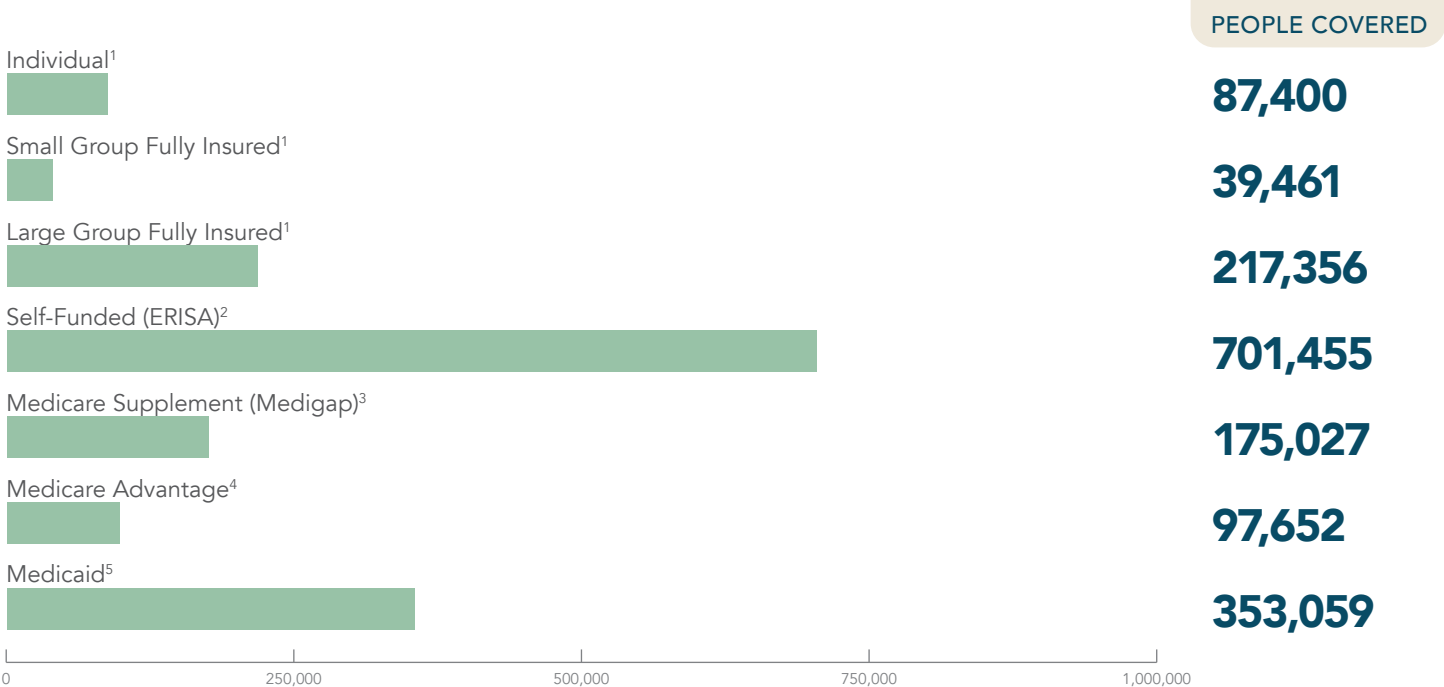
83%

All data sources and notes, labeled 1 - 18, are referenced in detail on the "Sources & Notes" page at the end of the full report, or at this link: [AHIP.org/2023-State-Data](https://www.ahip.org/2023-State-Data)

Data compiled by AHIP, Center for Policy and Research, February 2023.

MONTANA

Access to Insurance



Health Insurance Employment in Nebraska

EMPLOYEES

Health Plan Employees⁶ **7,136**

Insurance-Related Employees⁷ ... **8,169**

PAYROLL

Health Plan Employees⁶ **\$601,167,000**

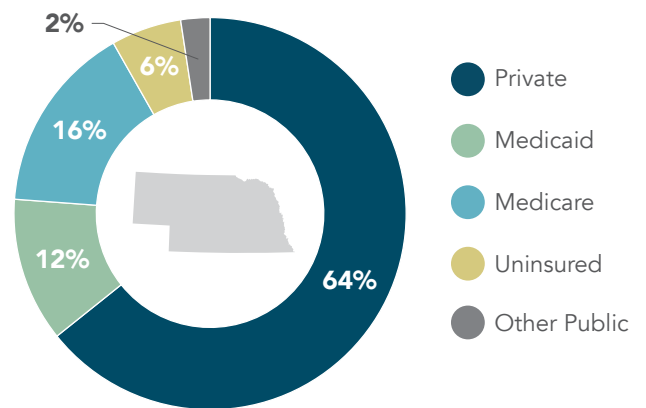
Insurance-Related Employees⁷ ... **\$561,172,000**

AVERAGE WAGE

Health Plan Employees⁶ **\$84,244**

Insurance-Related Employees⁷ ... **\$68,695**

Health Insurance Coverage of Nebraska Residents⁸



All data sources and notes, labeled 1 - 18, are referenced in detail on the "Sources & Notes" page at the end of the full report, or at this link: [AHIP.org/2023-State-Data](https://www.ahip.org/2023-State-Data)

Data compiled by AHIP, Center for Policy and Research, February 2023.

Largest Health Plans by Number of People Covered

COMMERCIAL ⁹	Aetna, a CVS Health Company	Blue Cross and Blue Shield of Nebraska	Bright Health Plan	Medica	UnitedHealthcare
MEDIGAP ¹⁰	Aetna, a CVS Health Company	Blue Cross and Blue Shield of Nebraska	Mutual Of Omaha	Physicians Mutual	UnitedHealthcare
MEDICARE ADVANTAGE ¹¹	Aetna, a CVS Health Company	Blue Cross and Blue Shield of Nebraska	Centene	Humana	UnitedHealthcare
MEDICAID ⁵	Healthy Blue (Elevance Health)	Nebraska Total Care (Centene)	UnitedHealthcare Community Plan		

STATE PREMIUM TAX COLLECTED¹²: **\$69,558,000**

Individual Marketplace in Nebraska

Marketplace Enrollees Receiving Premium Subsidies¹³

90,106 (96%)

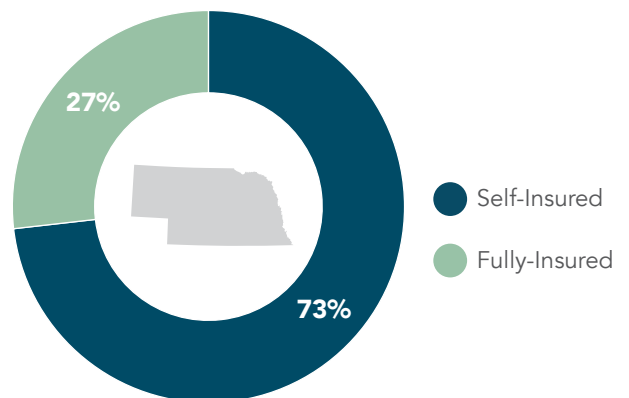
Average Monthly Premium Subsidy¹³

\$615

Percent of Subsidy-Eligible Population Enrolled in Marketplaces¹⁴

64%

Employer-Sponsored Insurance by Type¹⁵



Coverage by Employers in Nebraska

Share of Workers in Companies Offering Insurance¹⁶

80%

Share of Workers in Companies Offering a Choice From Among Two or More Plans¹⁷

73%

Percent of Single Coverage Premiums Paid by Employers¹⁸

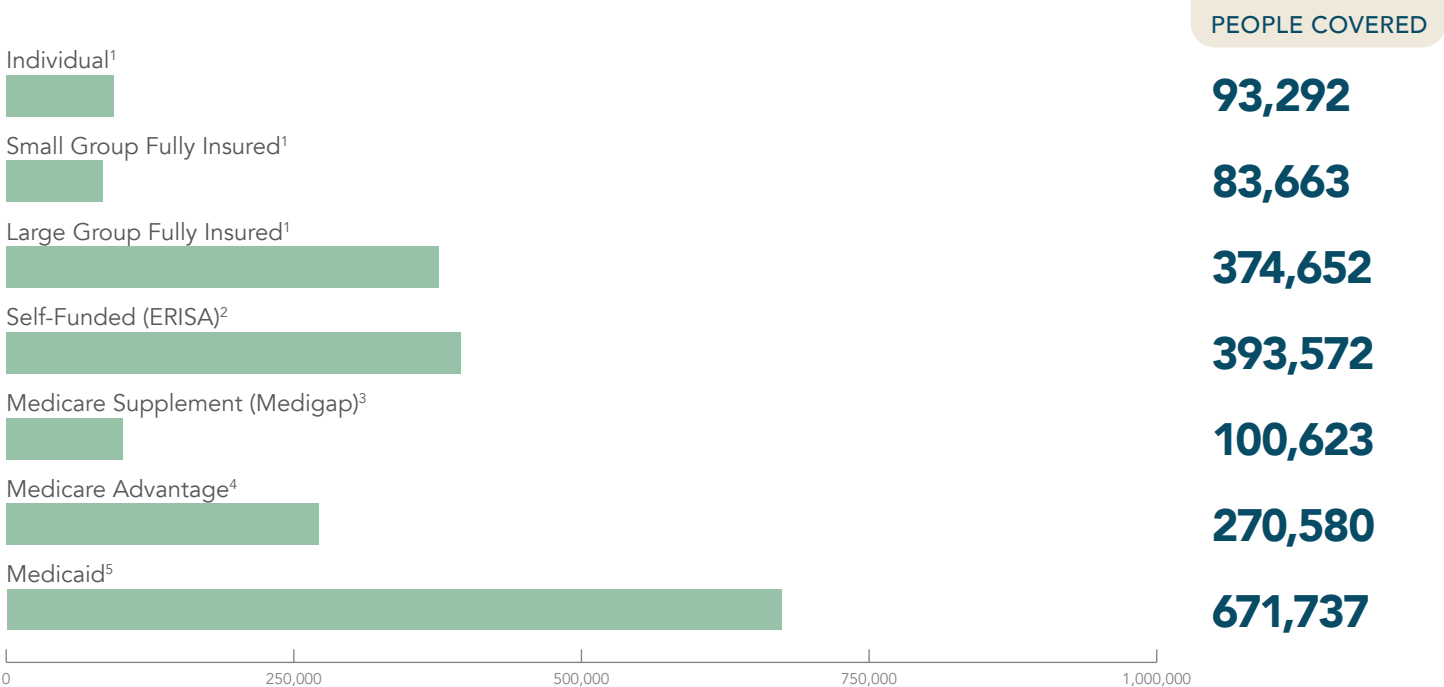
77%

Nevada

Health Insurance by the Numbers



Access to Insurance



Health Insurance Employment in Nevada

EMPLOYEES

Health Plan Employees⁶ **2,594**
 Insurance-Related Employees⁷ ... **10,208**

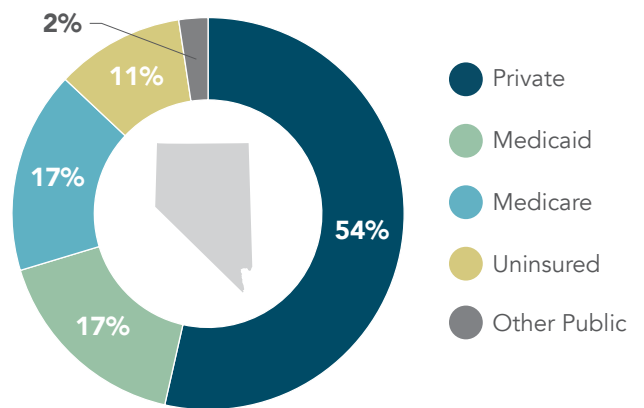
PAYROLL

Health Plan Employees⁶ **\$201,290,000**
 Insurance-Related Employees⁷ ... **\$691,821,000**

AVERAGE WAGE

Health Plan Employees⁶ **\$77,598**
 Insurance-Related Employees⁷ ... **\$67,772**

Health Insurance Coverage of Nevada Residents⁸



All data sources and notes, labeled 1 - 18, are referenced in detail on the "Sources & Notes" page at the end of the full report, or at this link: [AHIP.org/2023-State-Data](https://www.ahip.org/2023-State-Data)

Data compiled by AHIP, Center for Policy and Research, February 2023.

Largest Health Plans by Number of People Covered

COMMERCIAL ⁹	Aetna, a CVS Health Company	Anthem (Elevance Health)	Hometown Health Plan	UnitedHealthcare	Universal Health
MEDIGAP ¹⁰	Aetna, a CVS Health Company	Anthem (Elevance Health)	Cigna	Mutual Of Omaha	UnitedHealthcare
MEDICARE ADVANTAGE ¹¹	Aetna, a CVS Health Company	Hometown Health Plan	Humana	UnitedHealthcare	Universal Health Care
MEDICAID ⁵	Anthem Blue Cross and Blue Shield (Elevance Health)	Health Plan of Nevada (UnitedHealthcare)	Molina Healthcare	SilverSummit Health Plan (Centene)	

STATE PREMIUM TAX COLLECTED¹²: **\$489,269,000**

Individual Marketplace in Nevada

Marketplace Enrollees Receiving Premium Subsidies¹³

86,938 (88%)

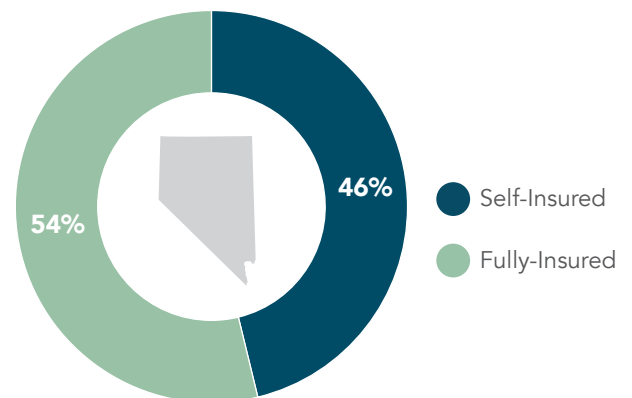
Average Monthly Premium Subsidy¹³

\$435

Percent of Subsidy-Eligible Population Enrolled in Marketplaces¹⁴

36%

Employer-Sponsored Insurance by Type¹⁵



Coverage by Employers in Nevada

Share of Workers in Companies Offering Insurance¹⁶

88%

Share of Workers in Companies Offering a Choice From Among Two or More Plans¹⁷

75%

Percent of Single Coverage Premiums Paid by Employers¹⁸

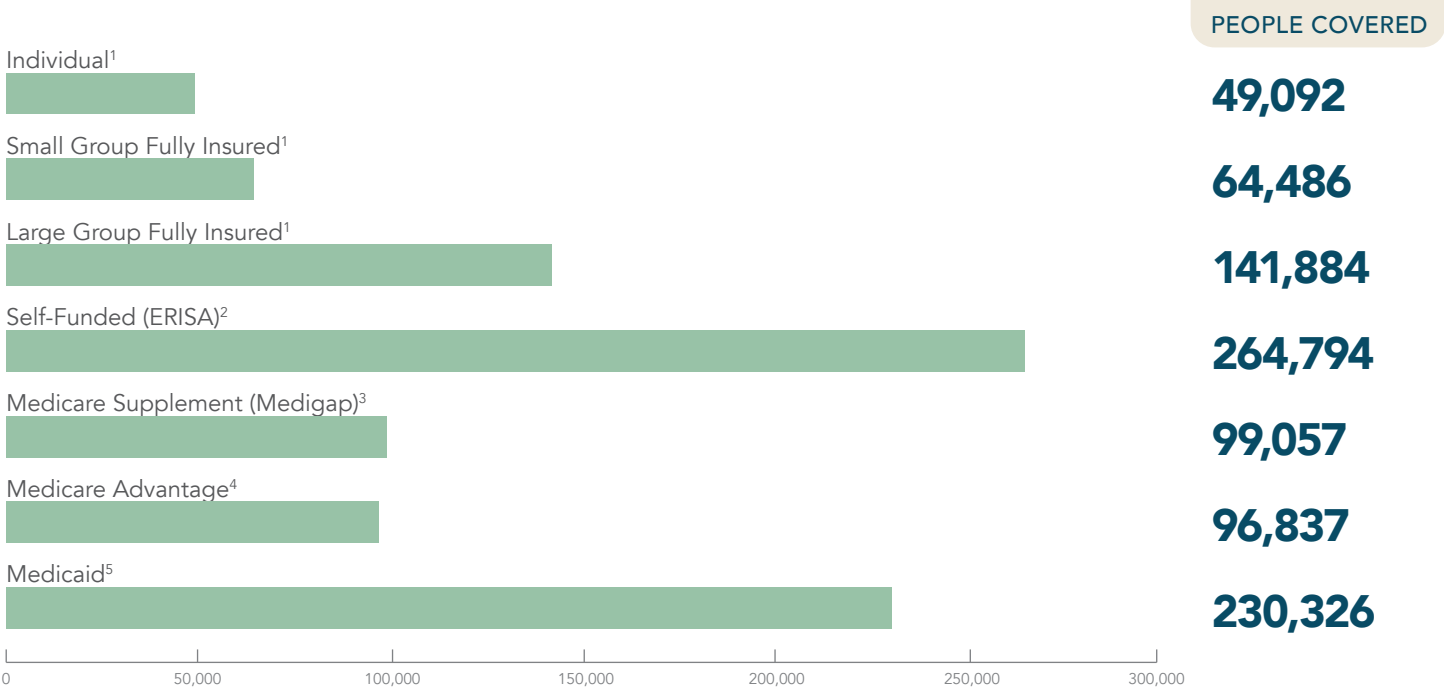
75%

New Hampshire

Health Insurance by the Numbers



Access to Insurance



Health Insurance Employment in New Hampshire

EMPLOYEES

Health Plan Employees⁶ **2,090**

Insurance-Related Employees⁷ ... **4,612**

PAYROLL

Health Plan Employees⁶ **\$191,489,000**

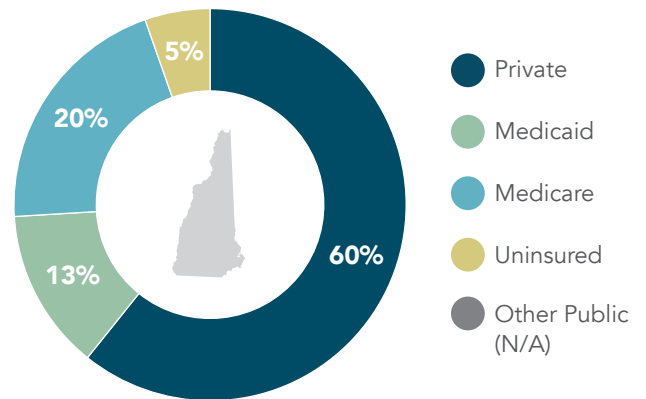
Insurance-Related Employees⁷ ... **\$423,430,000**

AVERAGE WAGE

Health Plan Employees⁶ **\$91,622**

Insurance-Related Employees⁷ ... **\$91,810**

Health Insurance Coverage of New Hampshire Residents⁸



All data sources and notes, labeled 1 - 18, are referenced in detail on the "Sources & Notes" page at the end of the full report, or at this link: [AHIP.org/2023-State-Data](https://www.ahip.org/2023-State-Data)

Data compiled by AHIP, Center for Policy and Research, February 2023.

Largest Health Plans by Number of People Covered

COMMERCIAL ⁹	Anthem (Elevance Health)	Centene	Cigna	Point32Health	UnitedHealthcare
MEDIGAP ¹⁰	Aetna, a CVS Health Company	Anthem (Elevance Health)	Colonial Penn	Point32Health	UnitedHealthcare
MEDICARE ADVANTAGE ¹¹	Aetna, a CVS Health Company	Humana	Martin's Point Health Care	Point32Health	UnitedHealthcare
MEDICAID ⁵	AmeriHealth Caritas New Hampshire	NH Healthy Families (Centene)		Well Sense Health Plan (Boston Medical Center)	

STATE PREMIUM TAX COLLECTED¹²: **\$138,900,000**

Individual Marketplace in New Hampshire

Marketplace Enrollees Receiving Premium Subsidies¹³

35,528 (71%)

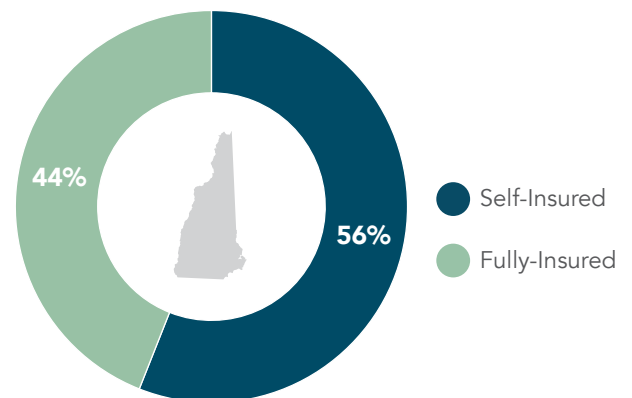
Average Monthly Premium Subsidy¹³

\$337

Percent of Subsidy-Eligible Population Enrolled in Marketplaces¹⁴

51%

Employer-Sponsored Insurance by Type¹⁵



Coverage by Employers in New Hampshire

Share of Workers in Companies Offering Insurance¹⁶

88%

Share of Workers in Companies Offering a Choice From Among Two or More Plans¹⁷

73%

Percent of Single Coverage Premiums Paid by Employers¹⁸

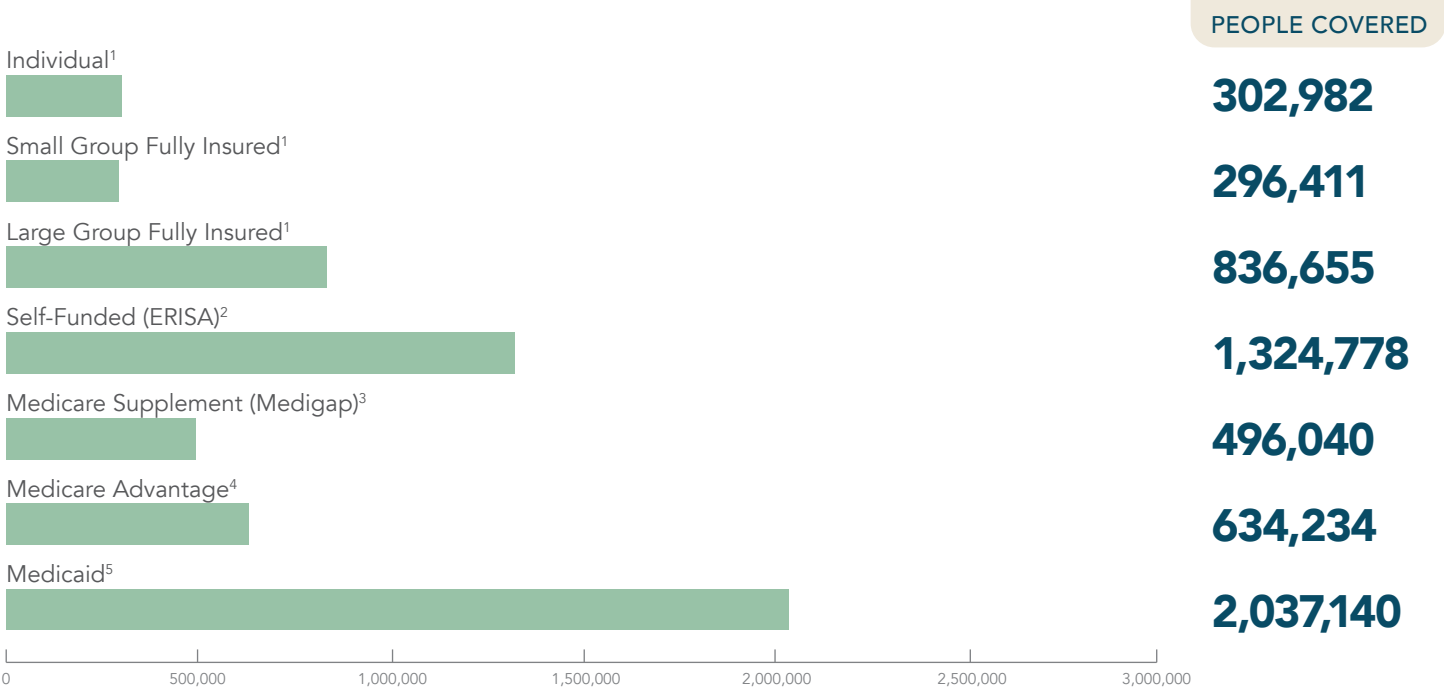
79%

New Jersey

Health Insurance by the Numbers



Access to Insurance



Health Insurance Employment in New Jersey

EMPLOYEES

Health Plan Employees⁶ **9,578**
 Insurance-Related Employees⁷ ... **34,183**

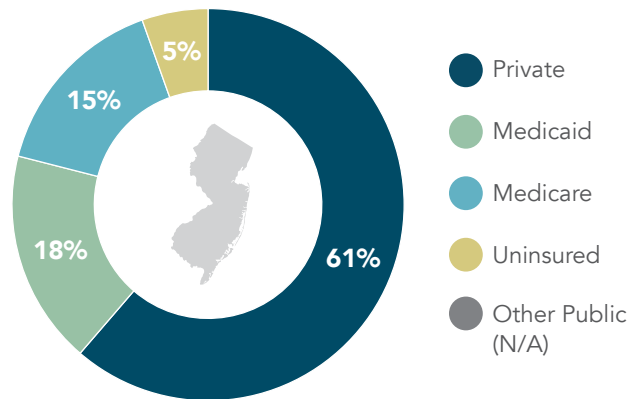
PAYROLL

Health Plan Employees⁶ **\$1,085,111,000**
 Insurance-Related Employees⁷ ... **\$3,200,173,000**

AVERAGE WAGE

Health Plan Employees⁶ **\$113,292**
 Insurance-Related Employees⁷ ... **\$93,619**

Health Insurance Coverage of New Jersey Residents⁸



All data sources and notes, labeled 1 - 18, are referenced in detail on the "Sources & Notes" page at the end of the full report, or at this link: [AHIP.org/2023-State-Data](https://www.ahip.org/2023-State-Data)

Data compiled by AHIP, Center for Policy and Research, February 2023.

Largest Health Plans by Number of People Covered

COMMERCIAL ⁹	Aetna, a CVS Health Company	AmeriHealth New Jersey	Cigna	Horizon Blue Cross and Blue Shield of New Jersey	UnitedHealthcare
MEDIGAP ¹⁰	Aetna, a CVS Health Company	Horizon Blue Cross and Blue Shield of New Jersey	Humana	Mutual Of Omaha	UnitedHealthcare
MEDICARE ADVANTAGE ¹¹	Aetna, a CVS Health Company	Anthem (Elevance Health)	Centene	Clover Health	UnitedHealthcare
MEDICAID ⁵	Aetna Better Health	Amerigroup (Elevance Health)	Horizon NJ Health	UnitedHealthcare Community Plan	WellCare (Centene)

STATE PREMIUM TAX COLLECTED¹²: **\$639,103,000**

Individual Marketplace in New Jersey

Marketplace Enrollees Receiving Premium Subsidies¹³

272,035 (87%)

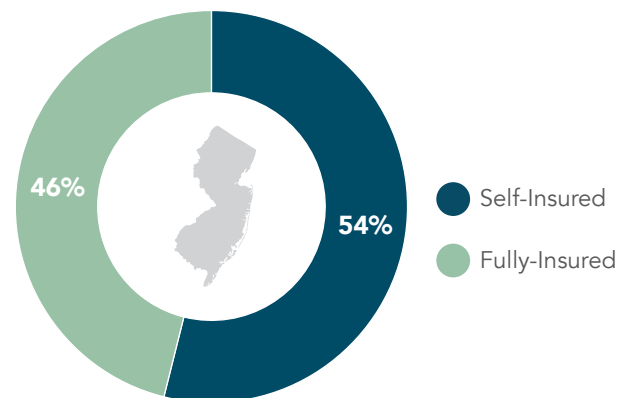
Average Monthly Premium Subsidy¹³

\$490

Percent of Subsidy-Eligible Population Enrolled in Marketplaces¹⁴

42%

Employer-Sponsored Insurance by Type¹⁵



Coverage by Employers in New Jersey

Share of Workers in Companies Offering Insurance¹⁶

90%

Share of Workers in Companies Offering a Choice From Among Two or More Plans¹⁷

73%

Percent of Single Coverage Premiums Paid by Employers¹⁸

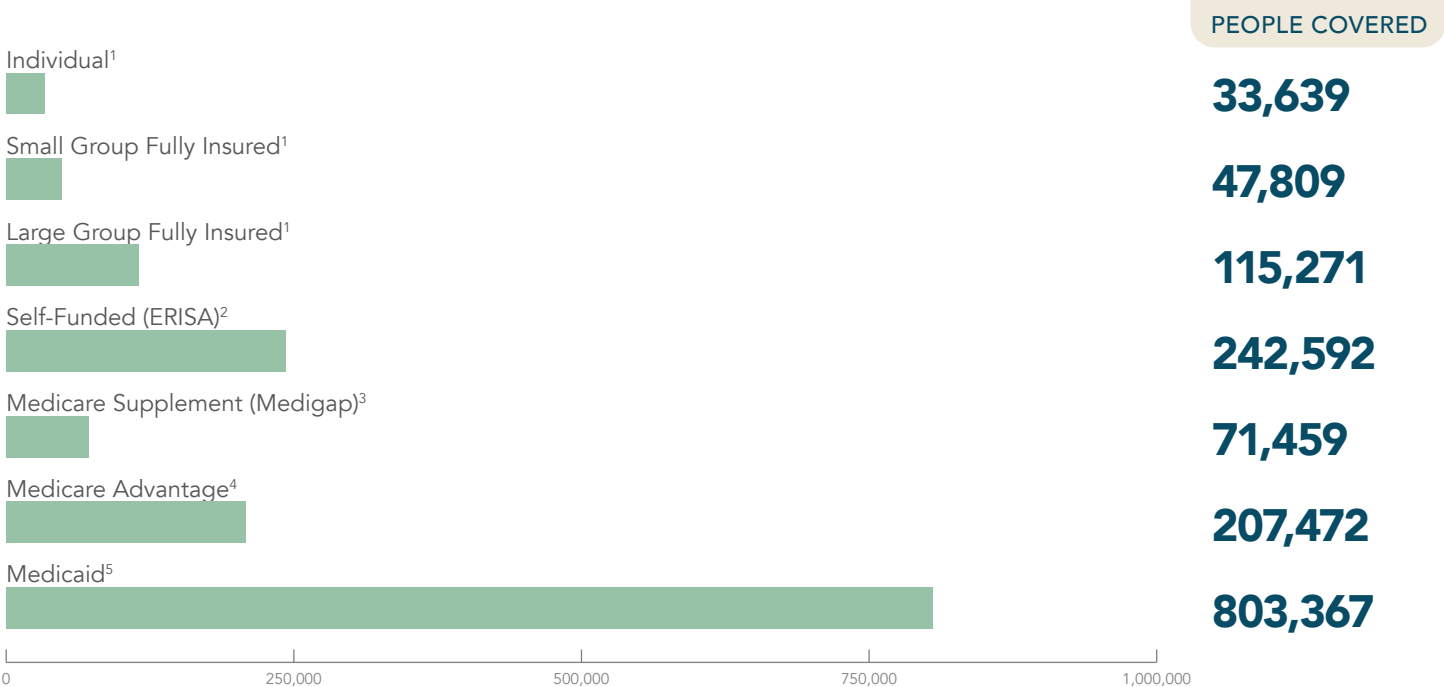
75%

New Mexico

Health Insurance by the Numbers



Access to Insurance



Health Insurance Employment in New Mexico

EMPLOYEES

Health Plan Employees⁶ **3,932**

Insurance-Related Employees⁷ ... **5,889**

PAYROLL

Health Plan Employees⁶ **\$284,483,000**

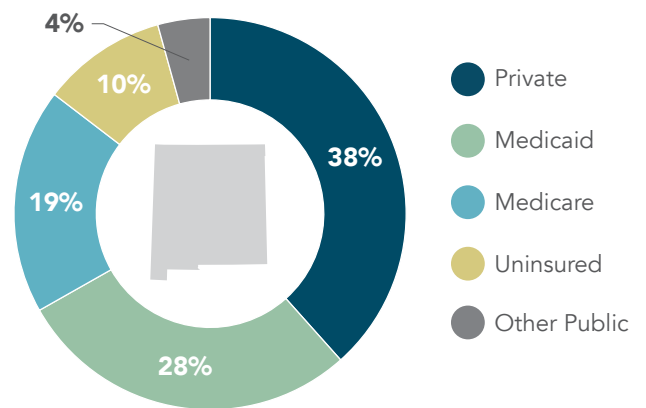
Insurance-Related Employees⁷ ... **\$303,587,000**

AVERAGE WAGE

Health Plan Employees⁶ **\$72,351**

Insurance-Related Employees⁷ ... **\$51,552**

Health Insurance Coverage of New Mexico Residents⁸



All data sources and notes, labeled 1 - 18, are referenced in detail on the "Sources & Notes" page at the end of the full report, or at this link: [AHIP.org/2023-State-Data](https://www.ahip.org/2023-State-Data)

Data compiled by AHIP, Center for Policy and Research, February 2023.

Largest Health Plans by Number of People Covered

COMMERCIAL ⁹	Blue Cross and Blue Shield of New Mexico (HCSC)	Molina Healthcare	Presbyterian Health Plan	True Health New Mexico (Bright Health Plan)	UnitedHealthcare
MEDIGAP ¹⁰	Aetna, a CVS Health Company	Cigna	Health Care Service Corporation (HCSC)	Mutual Of Omaha	UnitedHealthcare
MEDICARE ADVANTAGE ¹¹	Centene	Health Care Service Corporation (HCSC)	Humana	Presbyterian Health Plan	UnitedHealthcare
MEDICAID ⁵	Blue Cross Community Centennial (HCSC)	Presbyterian Health Plan	Western Sky Community Care (Centene)		

STATE PREMIUM TAX COLLECTED¹²: **\$235,054,000**

Individual Marketplace in New Mexico

Marketplace Enrollees Receiving Premium Subsidies¹³

27,522 (77%)

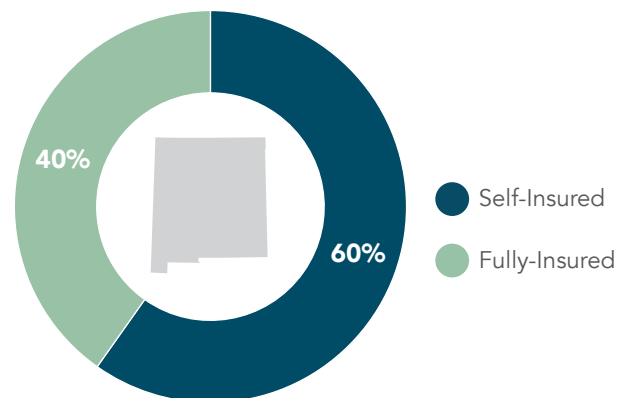
Average Monthly Premium Subsidy¹³

\$472

Percent of Subsidy-Eligible Population Enrolled in Marketplaces¹⁴

29%

Employer-Sponsored Insurance by Type¹⁵



Coverage by Employers in New Mexico

Share of Workers in Companies Offering Insurance¹⁶

82%

Share of Workers in Companies Offering a Choice From Among Two or More Plans¹⁷

74%

Percent of Single Coverage Premiums Paid by Employers¹⁸

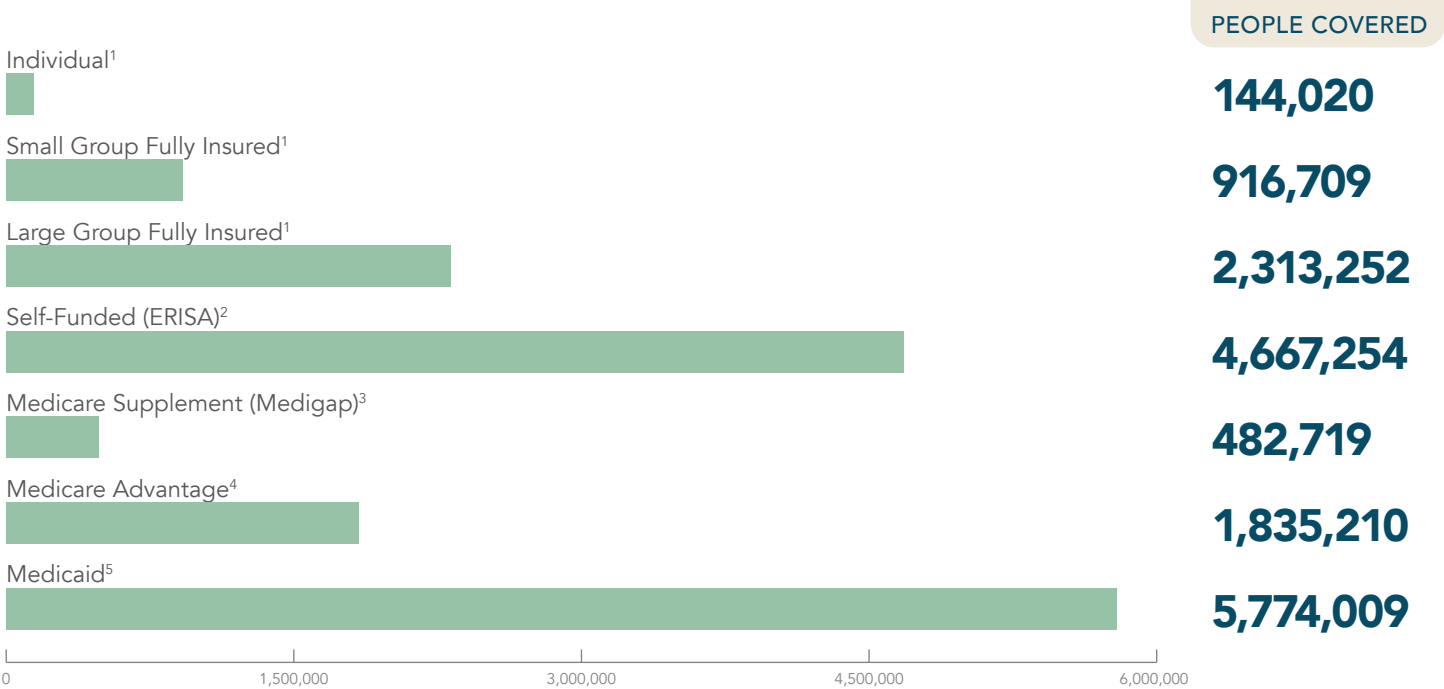
79%

New York

Health Insurance by the Numbers



Access to Insurance



Health Insurance Employment in New York

EMPLOYEES

Health Plan Employees⁶ **27,258**

Insurance-Related Employees⁷ ... **77,929**

PAYROLL

Health Plan Employees⁶ **\$2,536,792,000**

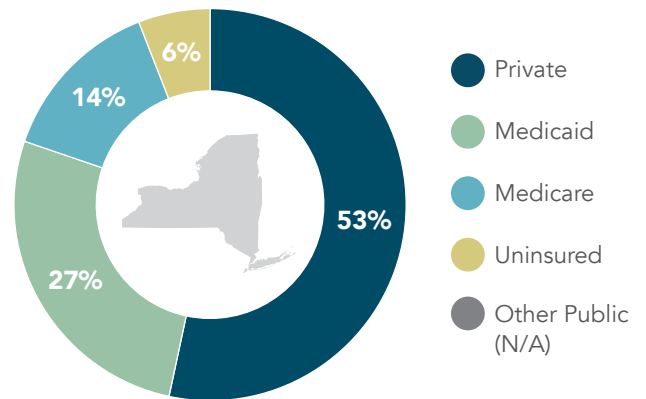
Insurance-Related Employees⁷ ... **\$7,672,192,000**

AVERAGE WAGE

Health Plan Employees⁶ **\$93,066**

Insurance-Related Employees⁷ ... **\$98,451**

Health Insurance Coverage of New York Residents⁸



All data sources and notes, labeled 1 - 18, are referenced in detail on the "Sources & Notes" page at the end of the full report, or at this link: [AHIP.org/2023-State-Data](https://www.ahip.org/2023-State-Data)

Data compiled by AHIP, Center for Policy and Research, February 2023.

Largest Health Plans by Number of People Covered

COMMERCIAL ⁹	Aetna, a CVS Health Company	Anthem (Elevance Health)	EmblemHealth	Excelsus BlueCross BlueShield	UnitedHealthcare
MEDIGAP ¹⁰	Anthem (Elevance Health)	Excelsus BlueCross BlueShield	Globe Life	Humana	UnitedHealthcare
MEDICARE ADVANTAGE ¹¹	Aetna, a CVS Health Company	Centene	Excelsus BlueCross BlueShield	Healthfirst	UnitedHealthcare
MEDICAID ⁵	Empire BlueCross BlueShield (Elevance Health)	Fidelis Care and WellCare of New York (Centene)	Healthfirst	MetroPlus Health Plan	UnitedHealthcare Community Plan

STATE PREMIUM TAX COLLECTED¹²: **\$2,078,985,000**

Individual Marketplace in New York

Marketplace Enrollees Receiving Premium Subsidies¹³

118,805 (58%)

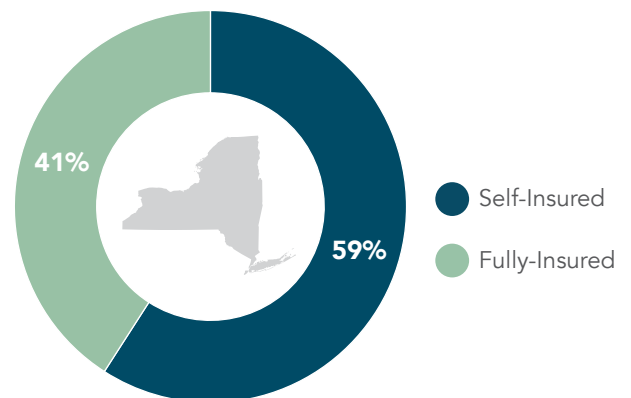
Average Monthly Premium Subsidy¹³

\$362

Percent of Subsidy-Eligible Population Enrolled in Marketplaces¹⁴

28%

Employer-Sponsored Insurance by Type¹⁵



Coverage by Employers in New York

Share of Workers in Companies Offering Insurance¹⁶

88%

Share of Workers in Companies Offering a Choice From Among Two or More Plans¹⁷

74%

Percent of Single Coverage Premiums Paid by Employers¹⁸

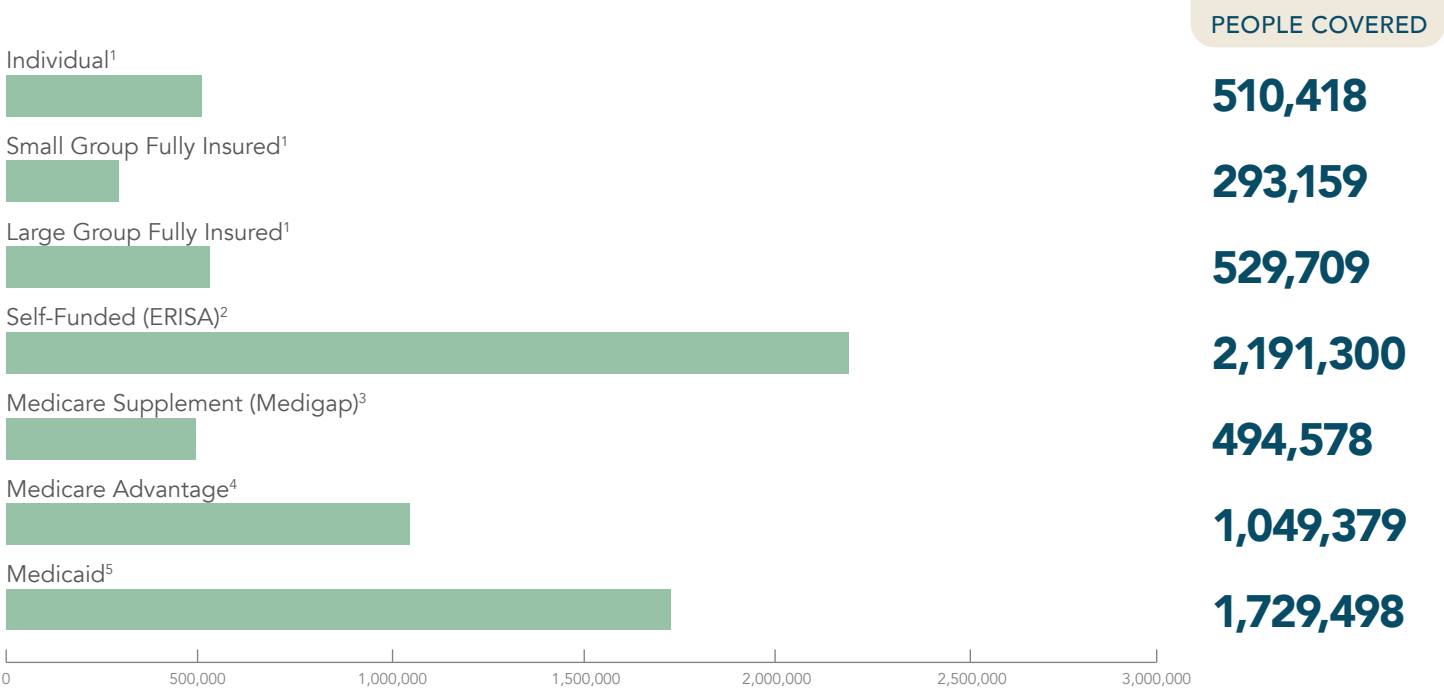
79%

North Carolina

Health Insurance by the Numbers



Access to Insurance



Health Insurance Employment in North Carolina

EMPLOYEES

Health Plan Employees⁶ **11,179**

Insurance-Related Employees⁷ ... **27,574**

PAYROLL

Health Plan Employees⁶ **\$1,011,391,000**

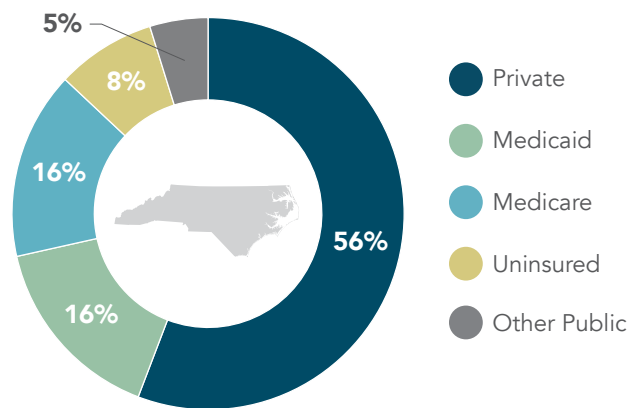
Insurance-Related Employees⁷ ... **\$1,976,191,000**

AVERAGE WAGE

Health Plan Employees⁶ **\$90,472**

Insurance-Related Employees⁷ ... **\$71,669**

Health Insurance Coverage of North Carolina Residents⁸



All data sources and notes, labeled 1 - 18, are referenced in detail on the "Sources & Notes" page at the end of the full report, or at this link: [AHIP.org/2023-State-Data](https://www.ahip.org/2023-State-Data)

Data compiled by AHIP, Center for Policy and Research, February 2023.

Largest Health Plans by Number of People Covered

COMMERCIAL ⁹	Aetna, a CVS Health Company	Blue Cross and Blue Shield of North Carolina	Bright Health Plan	Cigna	UnitedHealthcare
MEDIGAP ¹⁰	Aetna, a CVS Health Company	Blue Cross and Blue Shield of North Carolina	Cigna	Mutual Of Omaha	UnitedHealthcare
MEDICARE ADVANTAGE ¹¹	Aetna, a CVS Health Company	Blue Cross and Blue Shield of North Carolina	Centene	Humana	UnitedHealthcare
MEDICAID ⁵	AmeriHealth Caritas	Blue Cross and Blue Shield of North Carolina	Carolina Complete Care and WellCare (Centene)	UnitedHealthcare Community Plan	

STATE PREMIUM TAX COLLECTED¹²: **\$725,207,000**

Individual Marketplace in North Carolina

Marketplace Enrollees Receiving Premium Subsidies¹³

608,078 (95%)

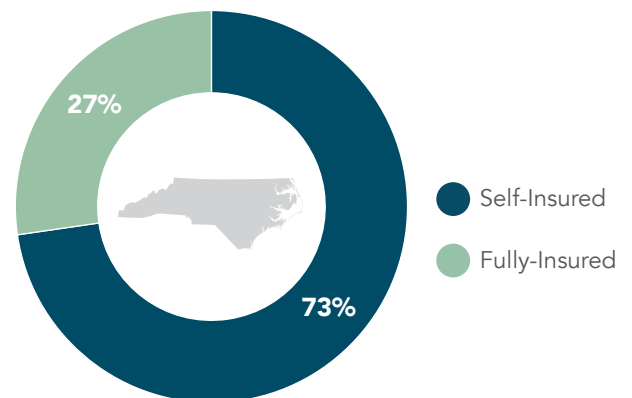
Average Monthly Premium Subsidy¹³

\$581

Percent of Subsidy-Eligible Population Enrolled in Marketplaces¹⁴

47%

Employer-Sponsored Insurance by Type¹⁵



Coverage by Employers in North Carolina

Share of Workers in Companies Offering Insurance¹⁶

85%

Share of Workers in Companies Offering a Choice From Among Two or More Plans¹⁷

72%

Percent of Single Coverage Premiums Paid by Employers¹⁸

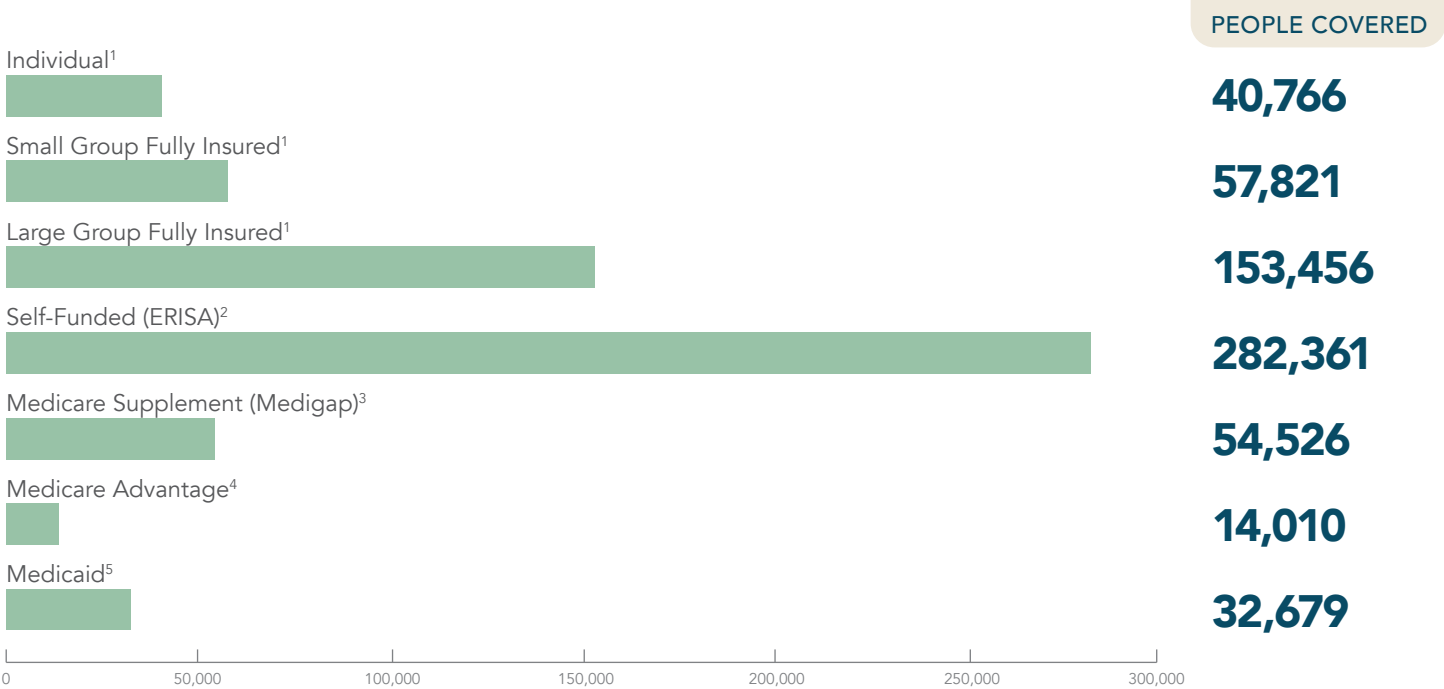
77%

North Dakota

Health Insurance by the Numbers



Access to Insurance



Health Insurance Employment in North Dakota

EMPLOYEES

Health Plan Employees⁶ **2,199**

Insurance-Related Employees⁷ ... **3,123**

PAYROLL

Health Plan Employees⁶ **\$144,791,000**

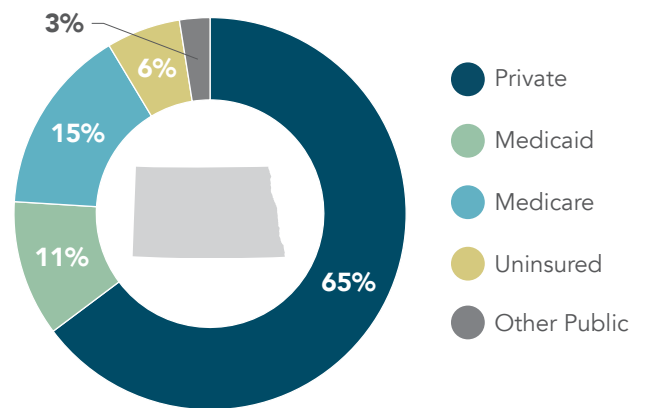
Insurance-Related Employees⁷ ... **\$199,681,000**

AVERAGE WAGE

Health Plan Employees⁶ **\$65,844**

Insurance-Related Employees⁷ ... **\$63,939**

Health Insurance Coverage of North Dakota Residents⁸



All data sources and notes, labeled 1 - 18, are referenced in detail on the "Sources & Notes" page at the end of the full report, or at this link: [AHIP.org/2023-State-Data](https://www.ahip.org/2023-State-Data)

Data compiled by AHIP, Center for Policy and Research, February 2023.

Largest Health Plans by Number of People Covered

COMMERCIAL ⁹	Blue Cross Blue Shield of North Dakota	HealthPartners	Medica	Sanford Health Plan	UnitedHealthcare
MEDIGAP ¹⁰	Aetna, a CVS Health Company	Blue Cross Blue Shield of North Dakota	Humana	Mutual Of Omaha	UnitedHealthcare
MEDICARE ADVANTAGE ¹¹	Aetna, a CVS Health Company	Humana	NextBlue of North Dakota (Blue Cross Blue Shield of Michigan)	Sanford Health	UnitedHealthcare
MEDICAID ⁵	Blue Cross Blue Shield of North Dakota				

STATE PREMIUM TAX COLLECTED¹²: **\$59,178,000**

Individual Marketplace in North Dakota

Marketplace Enrollees Receiving Premium Subsidies¹³

26,577 (91%)

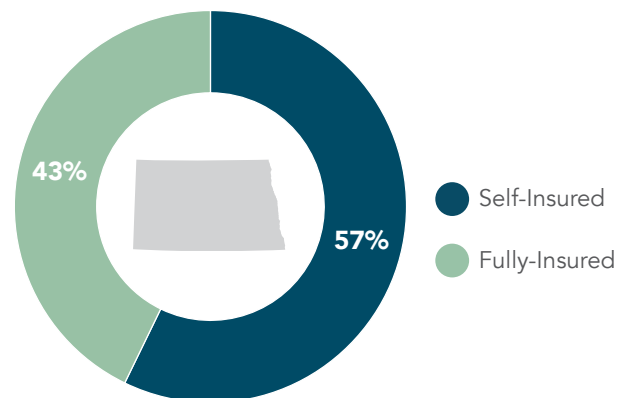
Average Monthly Premium Subsidy¹³

\$452

Percent of Subsidy-Eligible Population Enrolled in Marketplaces¹⁴

38%

Employer-Sponsored Insurance by Type¹⁵



Coverage by Employers in North Dakota

Share of Workers in Companies Offering Insurance¹⁶

83%

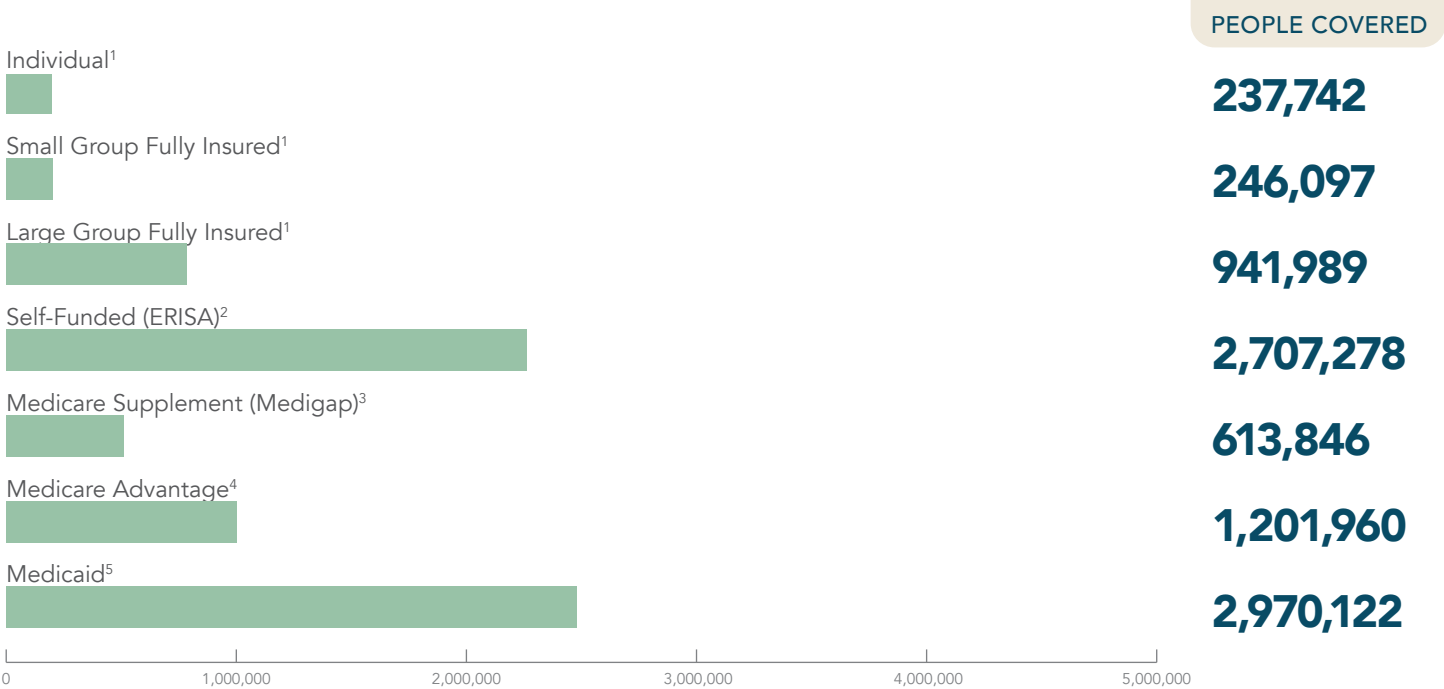
Share of Workers in Companies Offering a Choice From Among Two or More Plans¹⁷

56%

Percent of Single Coverage Premiums Paid by Employers¹⁸

83%

Access to Insurance



Health Insurance Employment in Ohio

EMPLOYEES

Health Plan Employees⁶ **18,978**

Insurance-Related Employees⁷ ... **38,538**

PAYROLL

Health Plan Employees⁶ **\$1,580,596,000**

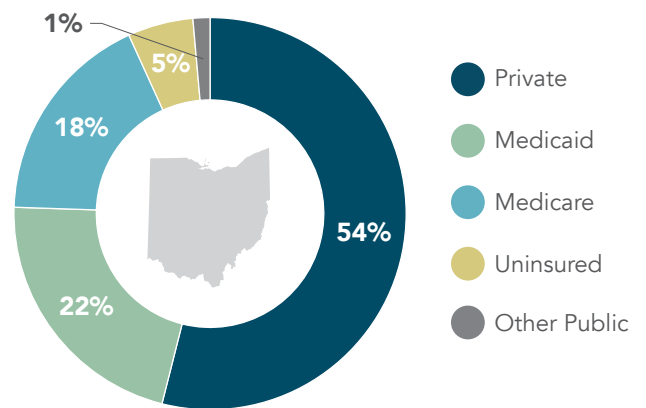
Insurance-Related Employees⁷ ... **\$2,640,826,000**

AVERAGE WAGE

Health Plan Employees⁶ **\$83,286**

Insurance-Related Employees⁷ ... **\$68,525**

Health Insurance Coverage of Ohio Residents⁸



All data sources and notes, labeled 1 - 18, are referenced in detail on the "Sources & Notes" page at the end of the full report, or at this link: [AHIP.org/2023-State-Data](https://www.ahip.org/2023-State-Data)

Data compiled by AHIP, Center for Policy and Research, February 2023.

Largest Health Plans by Number of People Covered

COMMERCIAL ⁹	Anthem (Elevance Health)	CareSource	Humana	Medical Mutual	UnitedHealthcare
MEDIGAP ¹⁰	Aetna, a CVS Health Company	Community Insurance	Medical Mutual	Mutual Of Omaha	UnitedHealthcare
MEDICARE ADVANTAGE ¹¹	Aetna, a CVS Health Company	Anthem (Elevance Health)	Humana	Mount Carmel Health Plan	UnitedHealthcare
MEDICAID ⁵	Anthem Blue Cross and Blue Shield (Elevance Health)	Buckeye Health Plan (Centene)	CareSource	Molina Healthcare	UnitedHealthcare Community Plan

STATE PREMIUM TAX COLLECTED¹²: **\$666,671,000**

Individual Marketplace in Ohio

Marketplace Enrollees Receiving Premium Subsidies¹³

196,185 (80%)

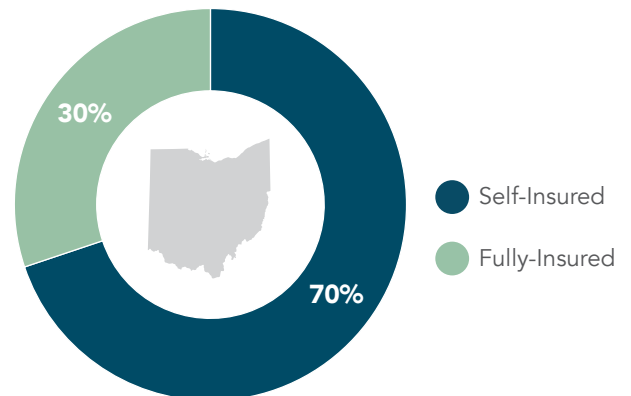
Average Monthly Premium Subsidy¹³

\$439

Percent of Subsidy-Eligible Population Enrolled in Marketplaces¹⁴

26%

Employer-Sponsored Insurance by Type¹⁵



Coverage by Employers in Ohio

Share of Workers in Companies Offering Insurance¹⁶

89%

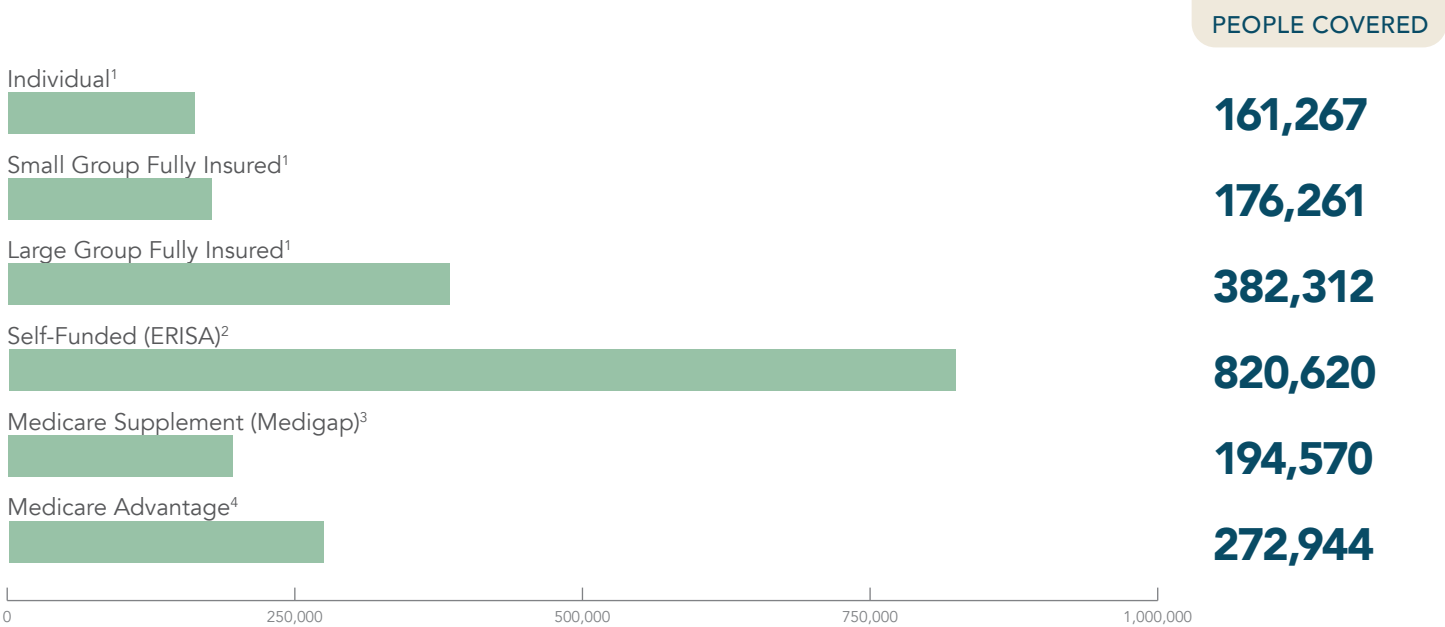
Share of Workers in Companies Offering a Choice From Among Two or More Plans¹⁷

67%

Percent of Single Coverage Premiums Paid by Employers¹⁸

77%

Access to Insurance



Health Insurance Employment in Oklahoma

EMPLOYEES

Health Plan Employees⁶ **3,512**
 Insurance-Related Employees⁷ ... **10,159**

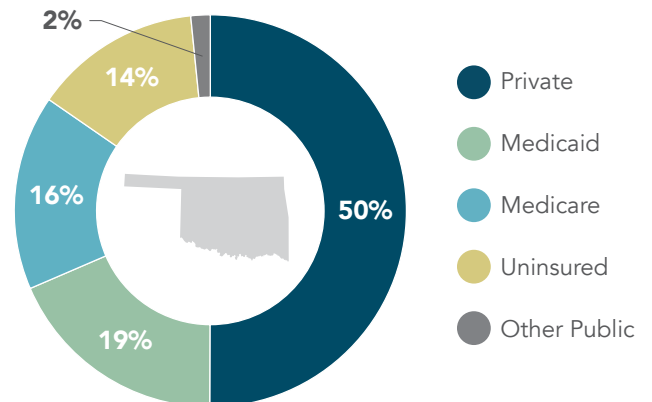
PAYROLL

Health Plan Employees⁶ **\$299,181,000**
 Insurance-Related Employees⁷ ... **\$588,000,000**

AVERAGE WAGE

Health Plan Employees⁶ **\$85,188**
 Insurance-Related Employees⁷ ... **\$57,880**

Health Insurance Coverage of Oklahoma Residents⁸



All data sources and notes, labeled 1 - 18, are referenced in detail on the "Sources & Notes" page at the end of the full report, or at this link: [AHIP.org/2023-State-Data](https://www.ahip.org/2023-State-Data)

Data compiled by AHIP, Center for Policy and Research, February 2023.

Largest Health Plans by Number of People Covered

COMMERCIAL ⁹	Aetna, a CVS Health Company	Blue Cross and Blue Shield of Oklahoma (HCSC)	CommunityCare	Medica	UnitedHealthcare
MEDIGAP ¹⁰	Aetna, a CVS Health Company	Cigna	Health Care Service Corporation (HCSC)	Mutual Of Omaha	UnitedHealthcare
MEDICARE ADVANTAGE ¹¹	Aetna, a CVS Health Company	CommunityCare	GlobalHealth	Humana	UnitedHealthcare

STATE PREMIUM TAX COLLECTED¹²: **\$448,883,000**

Individual Marketplace in Oklahoma

Marketplace Enrollees Receiving Premium Subsidies¹³

173,176 (96%)

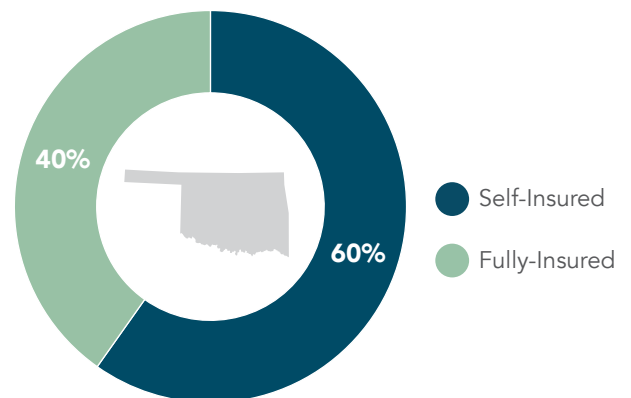
Average Monthly Premium Subsidy¹³

\$559

Percent of Subsidy-Eligible Population Enrolled in Marketplaces¹⁴

37%

Employer-Sponsored Insurance by Type¹⁵



Coverage by Employers in Oklahoma

Share of Workers in Companies Offering Insurance¹⁶

85%

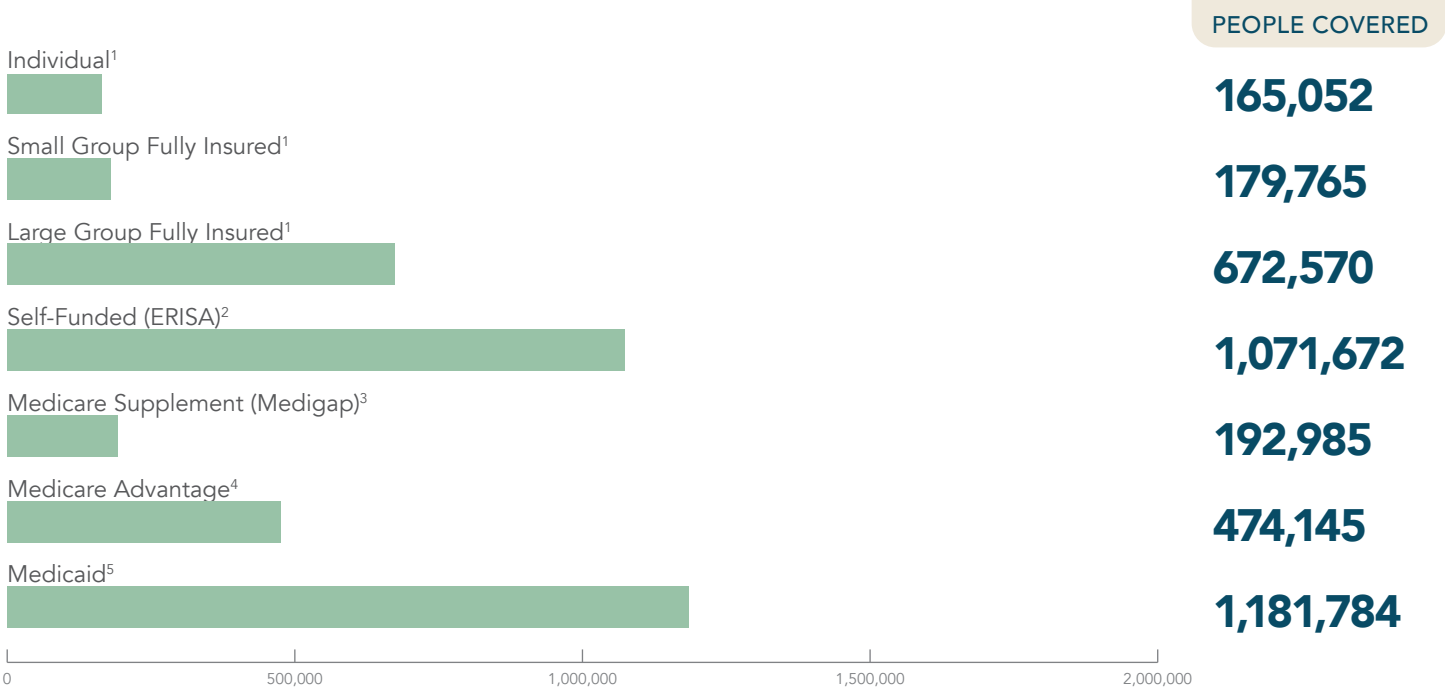
Share of Workers in Companies Offering a Choice From Among Two or More Plans¹⁷

66%

Percent of Single Coverage Premiums Paid by Employers¹⁸

79%

Access to Insurance



Health Insurance Employment in Oregon

EMPLOYEES

Health Plan Employees⁶ **13,656**

Insurance-Related Employees⁷ ... **11,384**

PAYROLL

Health Plan Employees⁶ **\$1,571,001,000**

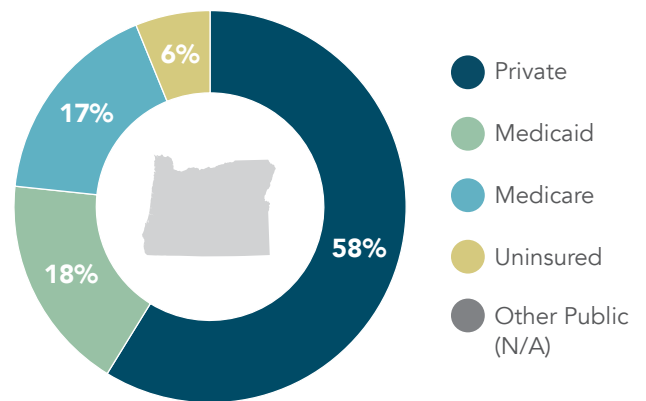
Insurance-Related Employees⁷ ... **\$788,746,000**

AVERAGE WAGE

Health Plan Employees⁶ **\$115,041**

Insurance-Related Employees⁷ ... **\$69,285**

Health Insurance Coverage of Oregon Residents⁸



All data sources and notes, labeled 1 - 18, are referenced in detail on the "Sources & Notes" page at the end of the full report, or at this link: [AHIP.org/2023-State-Data](https://www.ahip.org/2023-State-Data)

Data compiled by AHIP, Center for Policy and Research, February 2023.

Largest Health Plans by Number of People Covered

COMMERCIAL ⁹	Kaiser Permanente	Moda Health	PacificSource	Providence Health Plan	Regence BlueCross BlueShield of Oregon
MEDIGAP ¹⁰	Cigna	Moda Health	Mutual Of Omaha	Regence BlueCross BlueShield of Oregon	UnitedHealthcare
MEDICARE ADVANTAGE ¹¹	Centene	Kaiser Permanente	Providence Health Plan	Regence BlueCross BlueShield of Oregon	UnitedHealthcare
MEDICAID ⁵	Eastern Oregon CCO (EOCCO)	Health Share of Oregon	Intercommunity Health Network	PacificSource Community Solutions	Trillium Community Health Plan (Centene)

STATE PREMIUM TAX COLLECTED¹²: **\$49,633,000**

Individual Marketplace in Oregon

Marketplace Enrollees Receiving Premium Subsidies¹³

109,031 (80%)

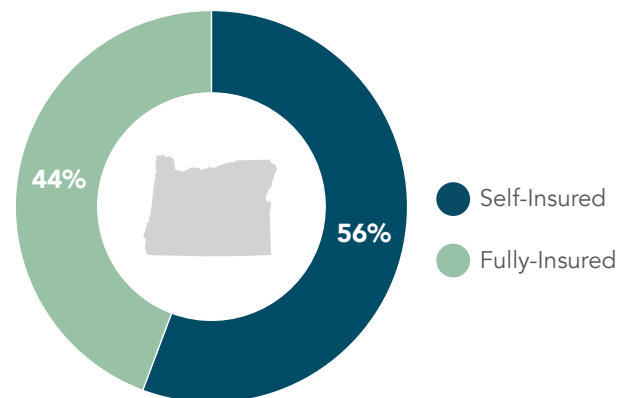
Average Monthly Premium Subsidy¹³

\$491

Percent of Subsidy-Eligible Population Enrolled in Marketplaces¹⁴

42%

Employer-Sponsored Insurance by Type¹⁵



Coverage by Employers in Oregon

Share of Workers in Companies Offering Insurance¹⁶

83%

Share of Workers in Companies Offering a Choice From Among Two or More Plans¹⁷

69%

Percent of Single Coverage Premiums Paid by Employers¹⁸

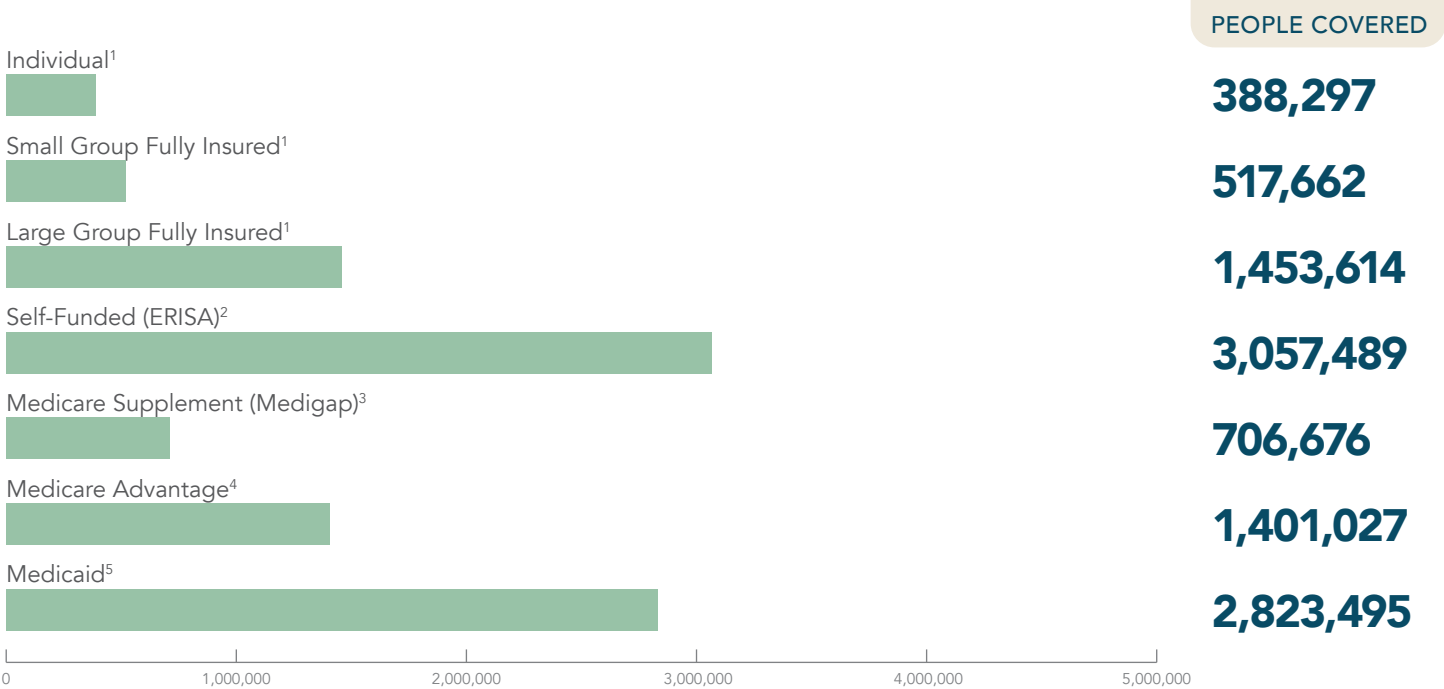
84%

Pennsylvania

Health Insurance by the Numbers



Access to Insurance



Health Insurance Employment in Pennsylvania

EMPLOYEES

Health Plan Employees⁶ **47,124**
 Insurance-Related Employees⁷ ... **53,404**

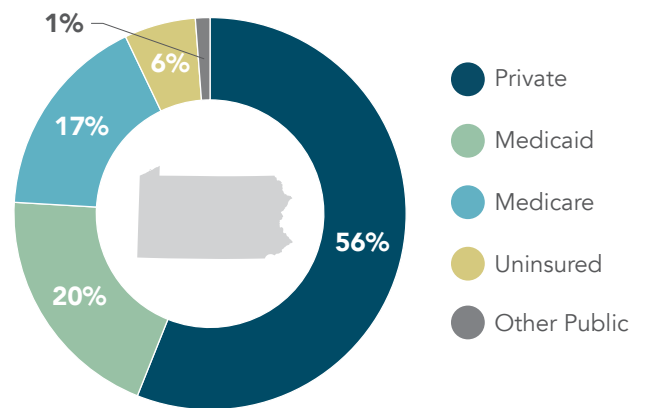
PAYROLL

Health Plan Employees⁶ **\$4,185,670,000**
 Insurance-Related Employees⁷ ... **\$4,175,177,000**

AVERAGE WAGE

Health Plan Employees⁶ **\$88,822**
 Insurance-Related Employees⁷ ... **\$78,181**

Health Insurance Coverage of Pennsylvania Residents⁸



All data sources and notes, labeled 1 - 18, are referenced in detail on the "Sources & Notes" page at the end of the full report, or at this link: [AHIP.org/2023-State-Data](https://www.ahip.org/2023-State-Data)

Data compiled by AHIP, Center for Policy and Research, February 2023.

Largest Health Plans by Number of People Covered

COMMERCIAL ⁹	Capital BlueCross	Highmark	Independence Blue Cross	UnitedHealthcare	UPMC Health Plan
MEDIGAP ¹⁰	Aetna, a CVS Health Company	Cigna	Highmark	Independence Blue Cross	UnitedHealthcare
MEDICARE ADVANTAGE ¹¹	Aetna, a CVS Health Company	Highmark	Independence Blue Cross	UnitedHealthcare	UPMC Health Plan
MEDICAID ⁵	Aetna Better Health	AmeriHealth Caritas	Gateway Health Plan (Highmark)	UnitedHealthcare Community Plan	UPMC for You

STATE PREMIUM TAX COLLECTED¹²: **\$852,301,000**

Individual Marketplace in Pennsylvania

Marketplace Enrollees Receiving Premium Subsidies¹³

325,333 (90%)

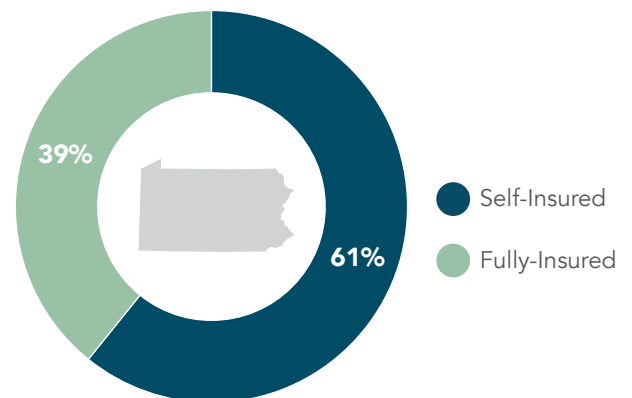
Average Monthly Premium Subsidy¹³

\$500

Percent of Subsidy-Eligible Population Enrolled in Marketplaces¹⁴

46%

Employer-Sponsored Insurance by Type¹⁵



Coverage by Employers in Pennsylvania

Share of Workers in Companies Offering Insurance¹⁶

90%

Share of Workers in Companies Offering a Choice From Among Two or More Plans¹⁷

67%

Percent of Single Coverage Premiums Paid by Employers¹⁸

81%

All data sources and notes, labeled 1 - 18, are referenced in detail on the "Sources & Notes" page at the end of the full report, or at this link: [AHIP.org/2023-State-Data](https://www.ahip.org/2023-State-Data)

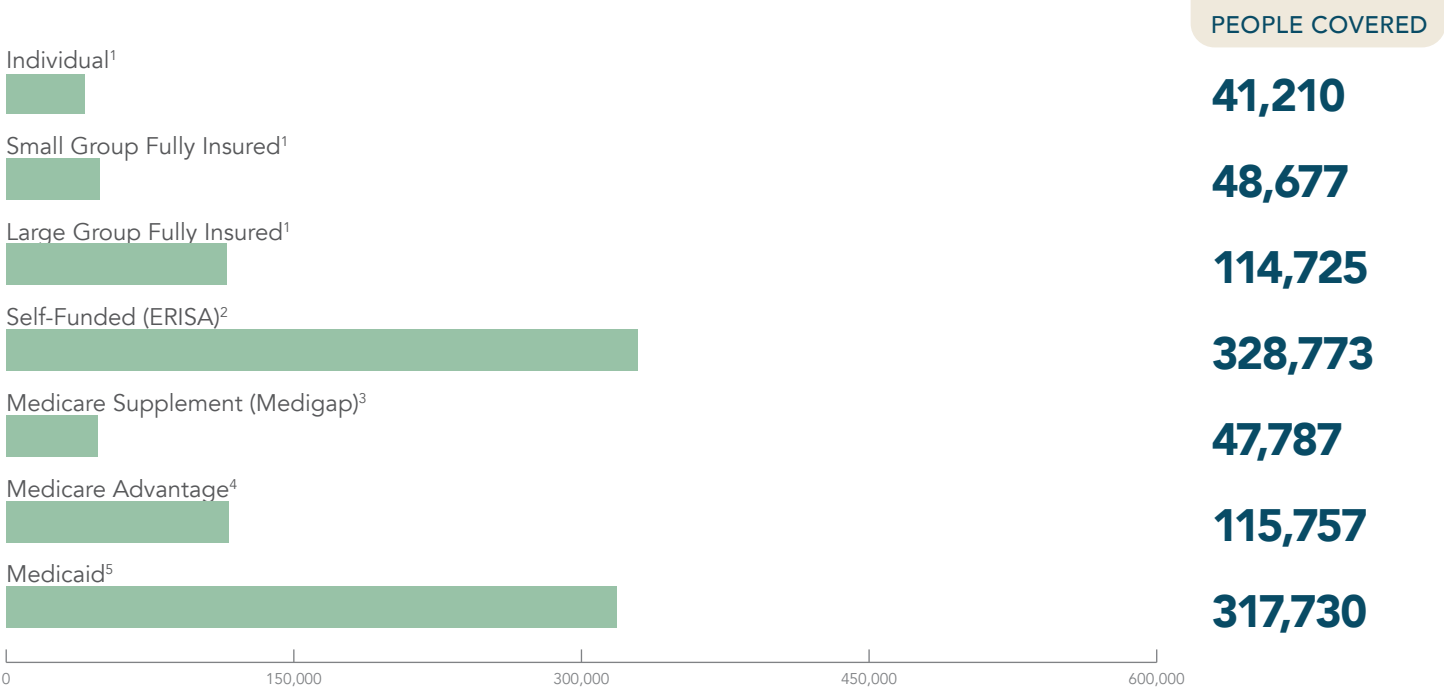
Data compiled by AHIP, Center for Policy and Research, February 2023.

Rhode Island

Health Insurance by the Numbers



Access to Insurance



Health Insurance Employment in Rhode Island

EMPLOYEES

Health Plan Employees⁶ **1,595**

Insurance-Related Employees⁷ ... **8,717**

PAYROLL

Health Plan Employees⁶ **\$180,513,000**

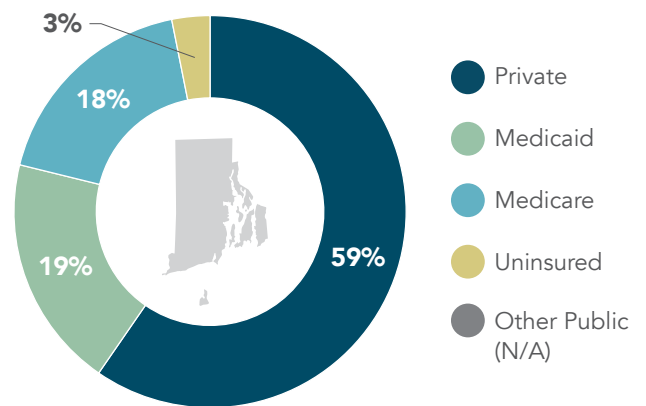
Insurance-Related Employees⁷ ... **\$689,074,000**

AVERAGE WAGE

Health Plan Employees⁶ **\$113,174**

Insurance-Related Employees⁷ ... **\$79,049**

Health Insurance Coverage of Rhode Island Residents⁸



All data sources and notes, labeled 1 - 18, are referenced in detail on the "Sources & Notes" page at the end of the full report, or at this link: [AHIP.org/2023-State-Data](https://www.ahip.org/2023-State-Data)

Data compiled by AHIP, Center for Policy and Research, February 2023.

Largest Health Plans by Number of People Covered

COMMERCIAL ⁹	Blue Cross & Blue Shield of Rhode Island	Cigna	Neighborhood Health Plan of Rhode Island	Point32Health	UnitedHealthcare
MEDIGAP ¹⁰	Blue Cross & Blue Shield of Rhode Island	Colonial Penn	Humana	USAA	UnitedHealthcare
MEDICARE ADVANTAGE ¹¹	Aetna, a CVS Health Company	Anthem (Elevance Health)	Blue Cross & Blue Shield of Rhode Island	Centene	UnitedHealthcare
MEDICAID ⁵	Neighborhood Health Plan of Rhode Island	Tufts Health RITogether (Point32Health)		UnitedHealthcare Community Plan	

STATE PREMIUM TAX COLLECTED¹²: **\$146,288,000**

Individual Marketplace in Rhode Island

Marketplace Enrollees Receiving Premium Subsidies¹³

27,386 (84%)

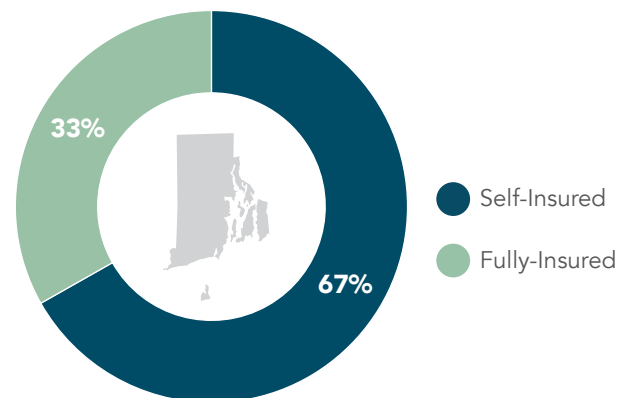
Average Monthly Premium Subsidy¹³

\$402

Percent of Subsidy-Eligible Population Enrolled in Marketplaces¹⁴

71%

Employer-Sponsored Insurance by Type¹⁵



Coverage by Employers in Rhode Island

Share of Workers in Companies Offering Insurance¹⁶

89%

Share of Workers in Companies Offering a Choice From Among Two or More Plans¹⁷

65%

Percent of Single Coverage Premiums Paid by Employers¹⁸

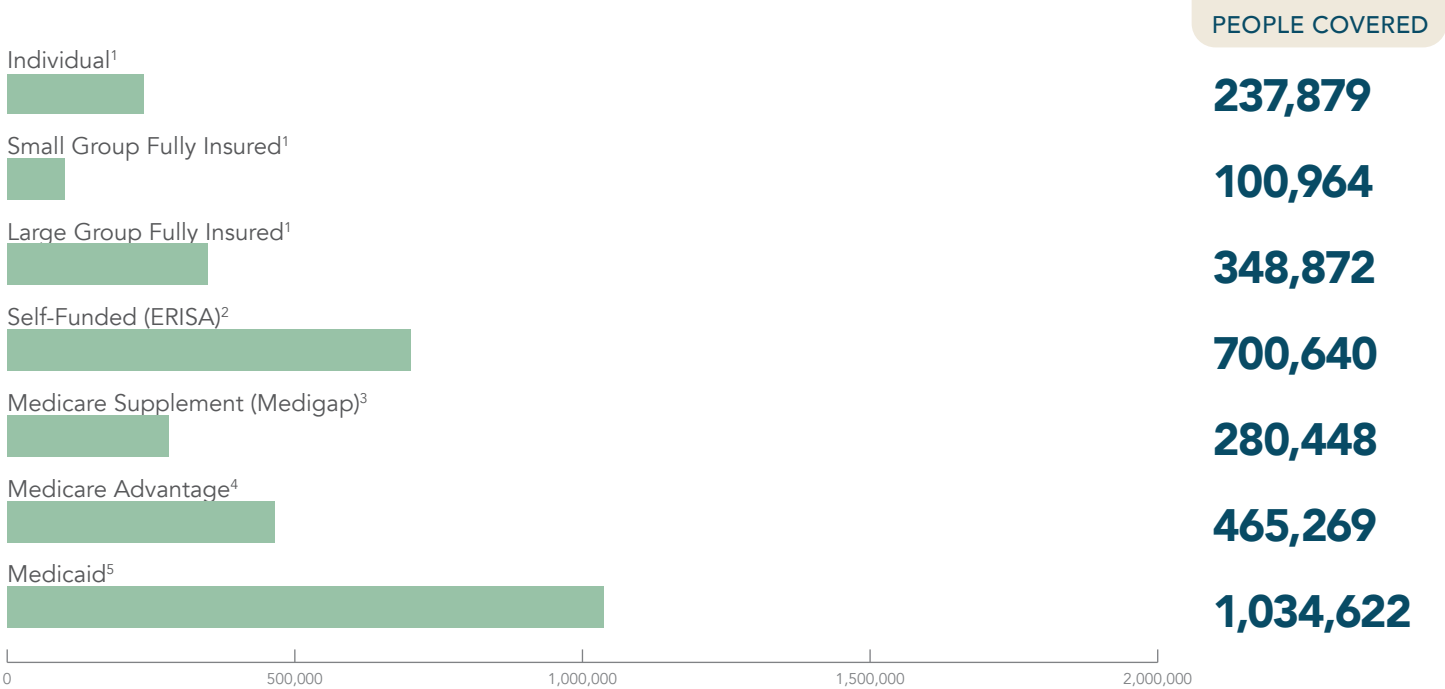
79%

South Carolina

Health Insurance by the Numbers



Access to Insurance



Health Insurance Employment in South Carolina

EMPLOYEES

Health Plan Employees⁶ **11,773**

Insurance-Related Employees⁷ ... **14,673**

PAYROLL

Health Plan Employees⁶ **\$854,976,000**

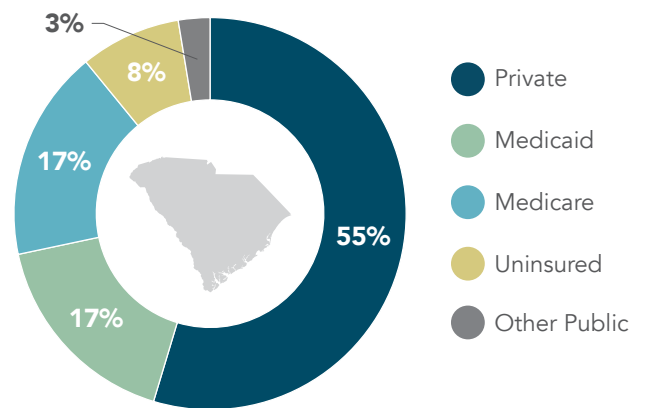
Insurance-Related Employees⁷ ... **\$1,029,138,000**

AVERAGE WAGE

Health Plan Employees⁶ **\$72,622**

Insurance-Related Employees⁷ ... **\$70,138**

Health Insurance Coverage of South Carolina Residents⁸



All data sources and notes, labeled 1 - 18, are referenced in detail on the "Sources & Notes" page at the end of the full report, or at this link: [AHIP.org/2023-State-Data](https://www.ahip.org/2023-State-Data)

Data compiled by AHIP, Center for Policy and Research, February 2023.

Largest Health Plans by Number of People Covered

COMMERCIAL ⁹	Blue Cross and Blue Shield of South Carolina	Centene	Cigna	Molina Healthcare	UnitedHealthcare
MEDIGAP ¹⁰	Aetna, a CVS Health Company	Blue Cross and Blue Shield of South Carolina	Cigna	Mutual Of Omaha	UnitedHealthcare
MEDICARE ADVANTAGE ¹¹	Aetna, a CVS Health Company	Blue Cross and Blue Shield of South Carolina	Centene	Humana	UnitedHealthcare
MEDICAID ⁵	Absolute Total Care (Centene)	BlueChoice HealthPlan of SC (Blue Cross and Blue Shield of South Carolina)	First Choice by Select Health of South Carolina (AmeriHealth Caritas)	Humana	Molina Healthcare

STATE PREMIUM TAX COLLECTED¹²: **\$273,744,000**

Individual Marketplace in South Carolina

Marketplace Enrollees Receiving Premium Subsidies¹³

271,359 (95%)

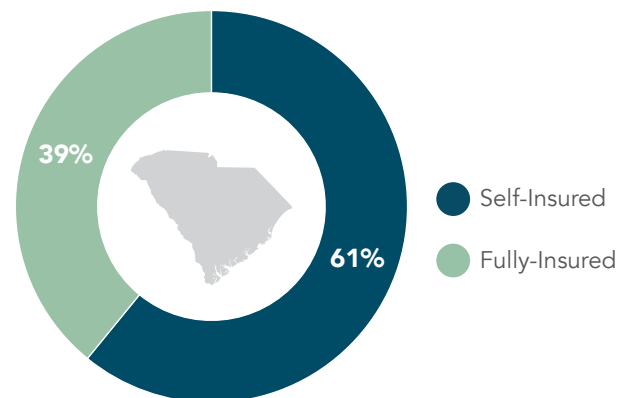
Average Monthly Premium Subsidy¹³

\$513

Percent of Subsidy-Eligible Population Enrolled in Marketplaces¹⁴

41%

Employer-Sponsored Insurance by Type¹⁵



Coverage by Employers in South Carolina

Share of Workers in Companies Offering Insurance¹⁶

86%

Share of Workers in Companies Offering a Choice From Among Two or More Plans¹⁷

71%

Percent of Single Coverage Premiums Paid by Employers¹⁸

75%

All data sources and notes, labeled 1 - 18, are referenced in detail on the "Sources & Notes" page at the end of the full report, or at this link: [AHIP.org/2023-State-Data](https://www.ahip.org/2023-State-Data)

Data compiled by AHIP, Center for Policy and Research, February 2023.

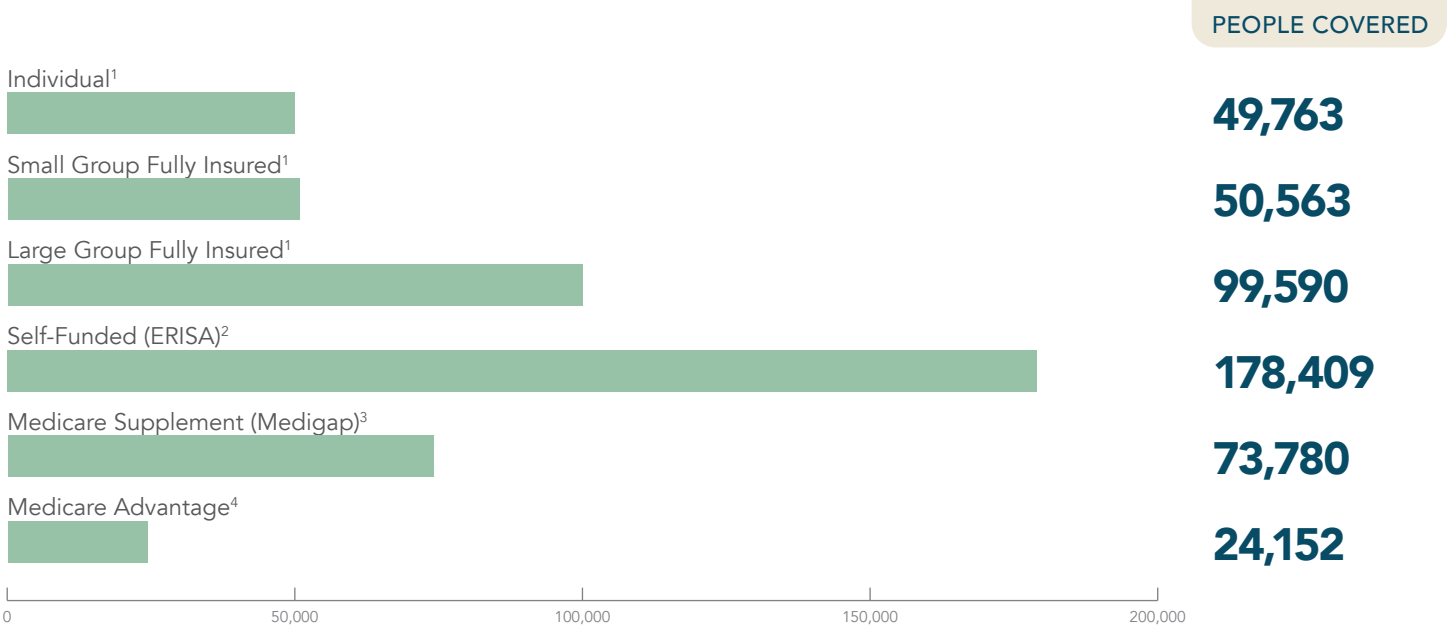
SOUTH CAROLINA

South Dakota

Health Insurance by the Numbers



Access to Insurance



Health Insurance Employment in South Dakota

EMPLOYEES

Health Plan Employees⁶ **899**
 Insurance-Related Employees⁷ ... **2,991**

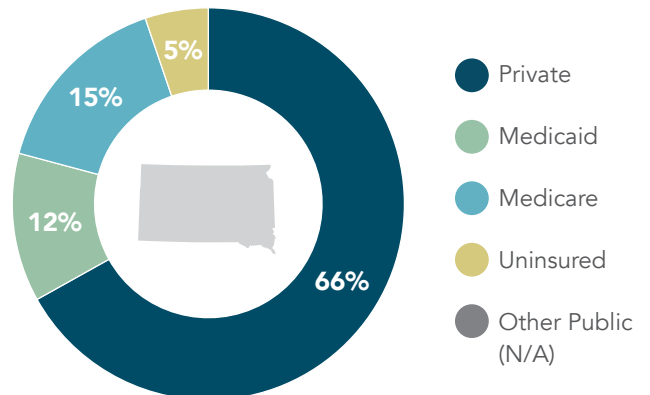
PAYROLL

Health Plan Employees⁶ **\$71,586,000**
 Insurance-Related Employees⁷ ... **\$178,134,000**

AVERAGE WAGE

Health Plan Employees⁶ **\$79,628**
 Insurance-Related Employees⁷ ... **\$59,557**

Health Insurance Coverage of South Dakota Residents⁸



All data sources and notes, labeled 1 - 18, are referenced in detail on the "Sources & Notes" page at the end of the full report, or at this link: [AHIP.org/2023-State-Data](https://www.ahip.org/2023-State-Data)

Data compiled by AHIP, Center for Policy and Research, February 2023.

Largest Health Plans by Number of People Covered

COMMERCIAL ⁹	Avera	HealthPartners	Sanford Health Plan	UnitedHealthcare	Wellmark Blue Cross and Blue Shield
MEDIGAP ¹⁰	Aetna, a CVS Health Company	Avera	Mutual Of Omaha	UnitedHealthcare	Wellmark
MEDICARE ADVANTAGE ¹¹	Aetna, a CVS Health Company	Humana	Sanford Health Plan	UnitedHealthcare	Wellmark Advantage Health Plan (Blue Cross Blue Shield of Michigan)

STATE PREMIUM TAX COLLECTED¹²: **\$90,063,000**

Individual Marketplace in South Dakota

Marketplace Enrollees Receiving Premium Subsidies¹³

38,076 (95%)

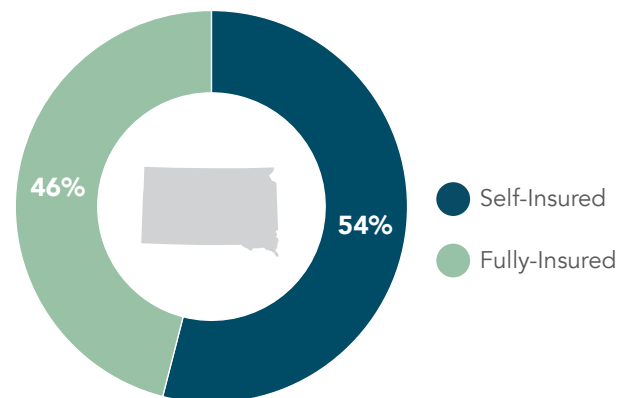
Average Monthly Premium Subsidy¹³

\$642

Percent of Subsidy-Eligible Population Enrolled in Marketplaces¹⁴

32%

Employer-Sponsored Insurance by Type¹⁵



Coverage by Employers in South Dakota

Share of Workers in Companies Offering Insurance¹⁶

83%

Share of Workers in Companies Offering a Choice From Among Two or More Plans¹⁷

69%

Percent of Single Coverage Premiums Paid by Employers¹⁸

79%

All data sources and notes, labeled 1 - 18, are referenced in detail on the "Sources & Notes" page at the end of the full report, or at this link: [AHIP.org/2023-State-Data](https://www.ahip.org/2023-State-Data)

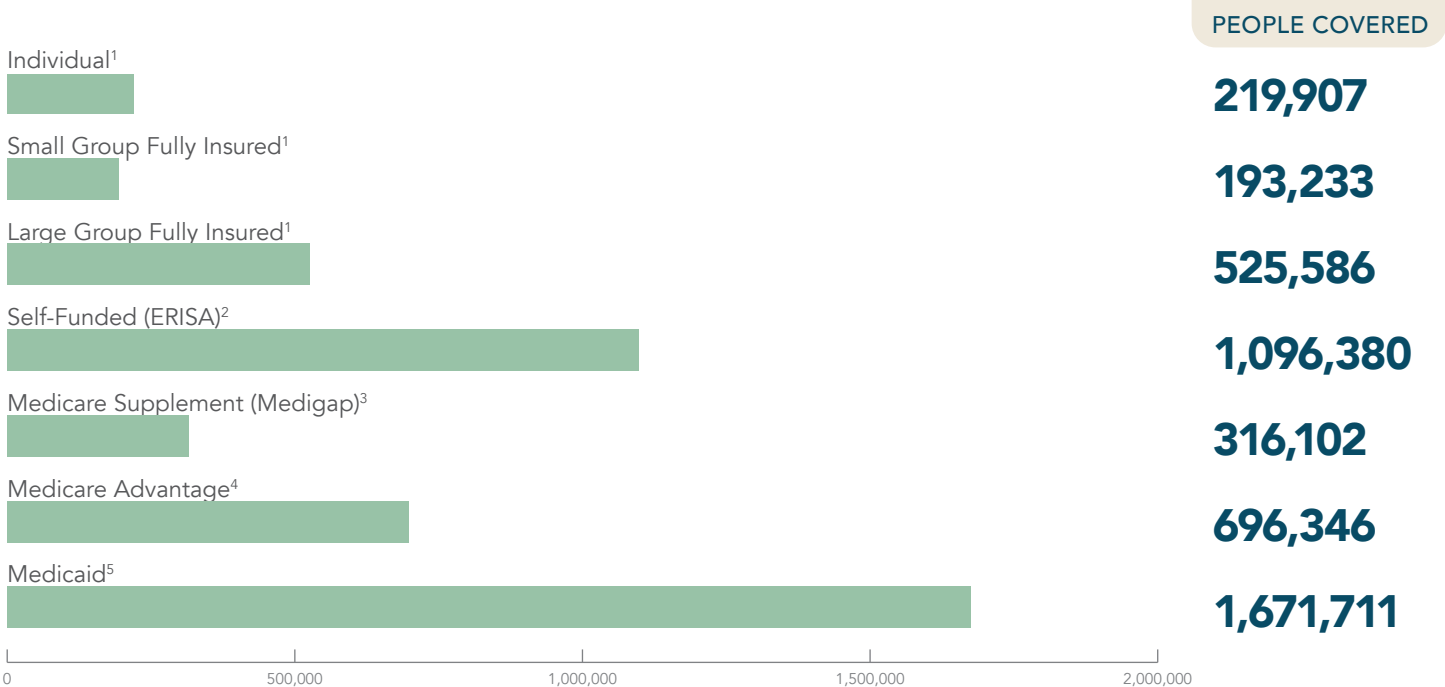
Data compiled by AHIP, Center for Policy and Research, February 2023.

Tennessee

Health Insurance by the Numbers



Access to Insurance



Health Insurance Employment in Tennessee

EMPLOYEES

Health Plan Employees⁶ **16,637**

Insurance-Related Employees⁷ ... **20,684**

PAYROLL

Health Plan Employees⁶ **\$1,375,008,000**

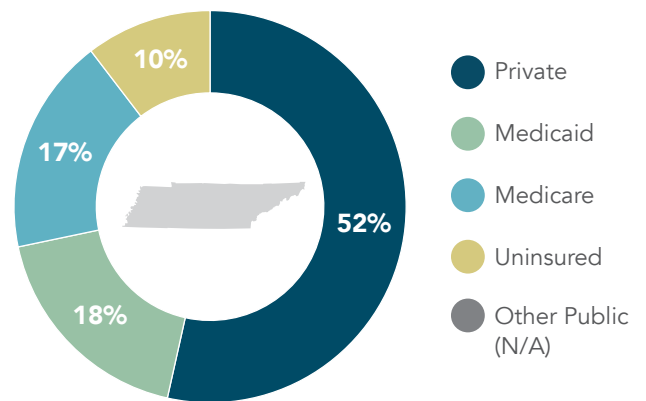
Insurance-Related Employees⁷ ... **\$1,672,840,000**

AVERAGE WAGE

Health Plan Employees⁶ **\$82,648**

Insurance-Related Employees⁷ ... **\$80,876**

Health Insurance Coverage of Tennessee Residents⁸



All data sources and notes, labeled 1 - 18, are referenced in detail on the "Sources & Notes" page at the end of the full report, or at this link: [AHIP.org/2023-State-Data](https://www.ahip.org/2023-State-Data)

Data compiled by AHIP, Center for Policy and Research, February 2023.

Largest Health Plans by Number of People Covered

COMMERCIAL ⁹	BlueCross BlueShield of Tennessee	Cigna	Farm Bureau Health Plans	Humana	UnitedHealthcare
MEDIGAP ¹⁰	Aetna, a CVS Health Company	BlueCross BlueShield of Tennessee	Farm Bureau Health Plans	Mutual Of Omaha	UnitedHealthcare
MEDICARE ADVANTAGE ¹¹	Anthem (Elevance Health)	BlueCross BlueShield of Tennessee	Cigna	Humana	UnitedHealthcare
MEDICAID ⁵	Amerigroup (Elevance Health)	Blue Care and TennCare Select (BlueCross BlueShield of Tennessee)		UnitedHealthcare Community Plan	

STATE PREMIUM TAX COLLECTED¹²: **\$1,108,673,000**

Individual Marketplace in Tennessee

Marketplace Enrollees Receiving Premium Subsidies¹³

238,632 (92%)

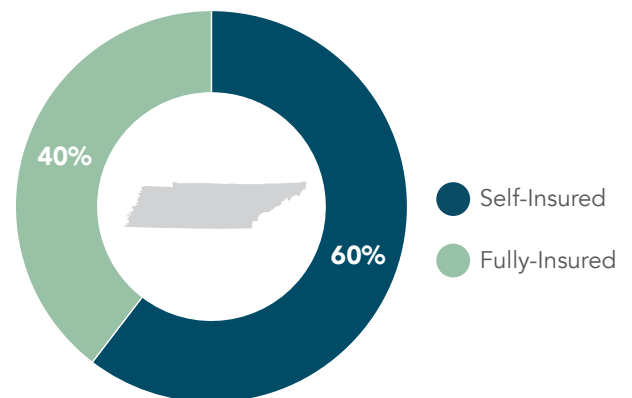
Average Monthly Premium Subsidy¹³

\$545

Percent of Subsidy-Eligible Population Enrolled in Marketplaces¹⁴

31%

Employer-Sponsored Insurance by Type¹⁵



Coverage by Employers in Tennessee

Share of Workers in Companies Offering Insurance¹⁶

91%

Share of Workers in Companies Offering a Choice From Among Two or More Plans¹⁷

71%

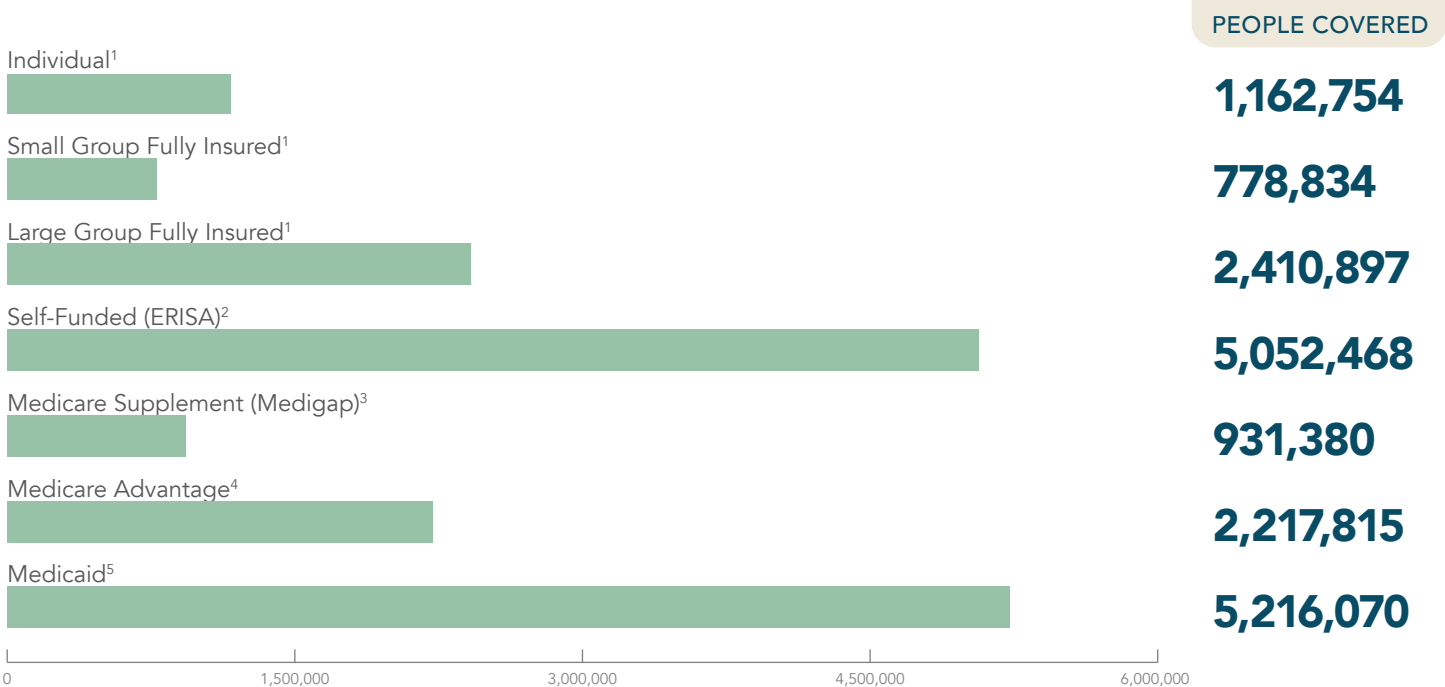
Percent of Single Coverage Premiums Paid by Employers¹⁸

76%

All data sources and notes, labeled 1 - 18, are referenced in detail on the "Sources & Notes" page at the end of the full report, or at this link: [AHIP.org/2023-State-Data](https://www.ahip.org/2023-State-Data)

Data compiled by AHIP, Center for Policy and Research, February 2023.

Access to Insurance



Health Insurance Employment in Texas

EMPLOYEES

Health Plan Employees⁶ **30,397**
 Insurance-Related Employees⁷ ... **108,000**

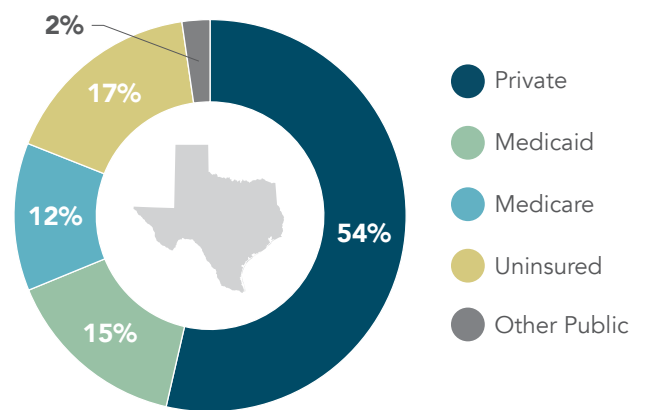
PAYROLL

Health Plan Employees⁶ **\$2,382,760,000**
 Insurance-Related Employees⁷ ... **\$8,009,755,000**

AVERAGE WAGE

Health Plan Employees⁶ **\$78,388**
 Insurance-Related Employees⁷ ... **\$74,164**

Health Insurance Coverage of Texas Residents⁸



All data sources and notes, labeled 1 - 18, are referenced in detail on the "Sources & Notes" page at the end of the full report, or at this link: [AHIP.org/2023-State-Data](https://www.ahip.org/2023-State-Data)

Data compiled by AHIP, Center for Policy and Research, February 2023.

Largest Health Plans by Number of People Covered

COMMERCIAL ⁹	Aetna, a CVS Health Company	Blue Cross and Blue Shield of Texas (HCSC)	Centene	Humana	UnitedHealthcare
MEDIGAP ¹⁰	Aetna, a CVS Health Company	Cigna	Health Care Service Corporation (HCSC)	Mutual Of Omaha	UnitedHealthcare
MEDICARE ADVANTAGE ¹¹	Aetna, a CVS Health Company	Centene	Cigna	Humana	UnitedHealthcare
MEDICAID ⁵	Amerigroup (Elevance Health)	Community Health Choice	Superior HealthPlan (Centene)	Texas Children's Health Plan	UnitedHealthcare Community Plan

STATE PREMIUM TAX COLLECTED¹²: **\$2,699,643,000**

Individual Marketplace in Texas

Marketplace Enrollees Receiving Premium Subsidies¹³

1,656,384 (95%)

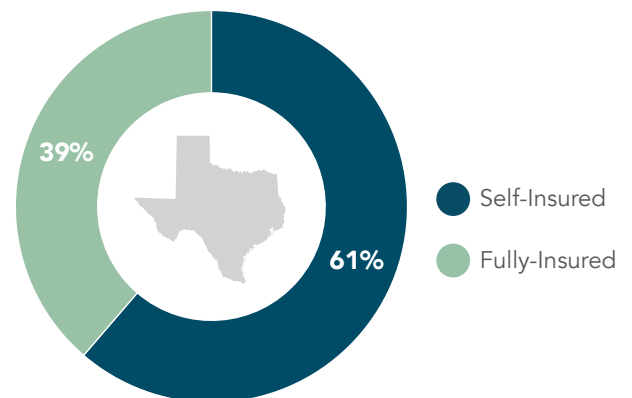
Average Monthly Premium Subsidy¹³

\$504

Percent of Subsidy-Eligible Population Enrolled in Marketplaces¹⁴

30%

Employer-Sponsored Insurance by Type¹⁵



Coverage by Employers in Texas

Share of Workers in Companies Offering Insurance¹⁶

83%

Share of Workers in Companies Offering a Choice From Among Two or More Plans¹⁷

76%

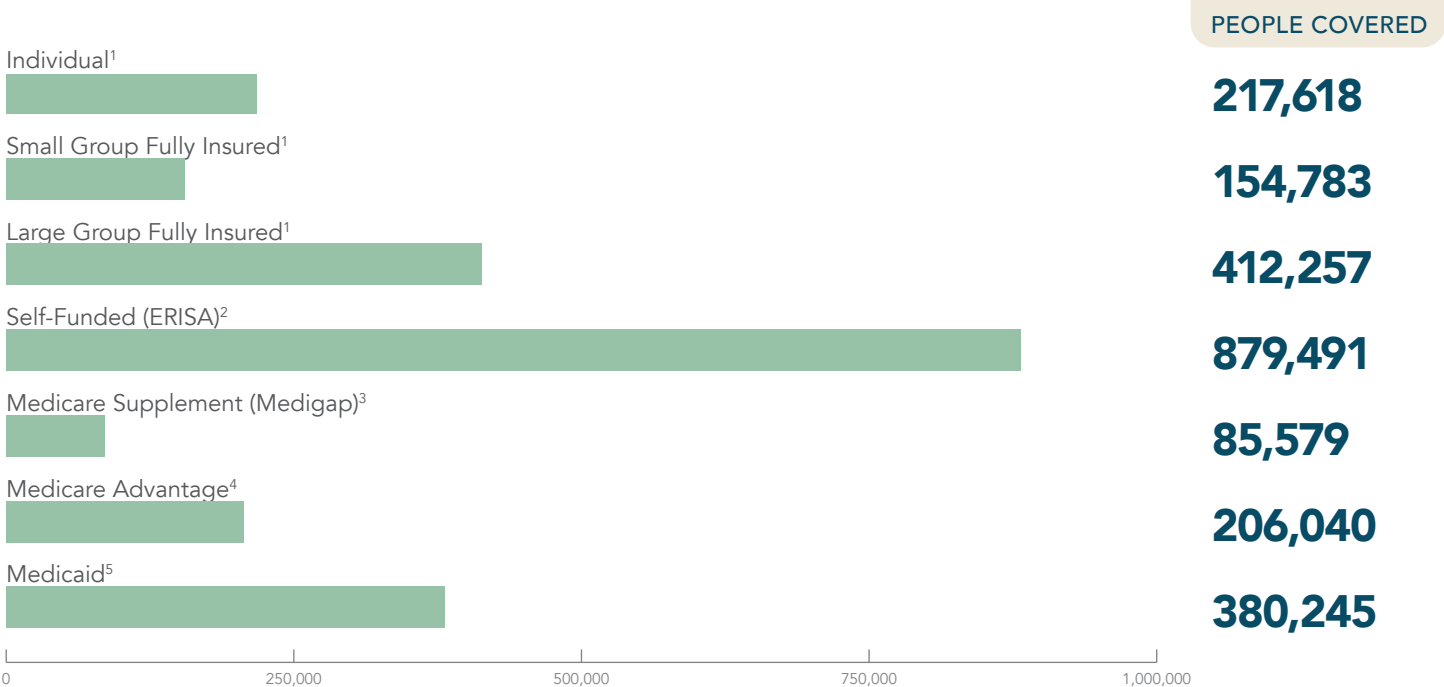
Percent of Single Coverage Premiums Paid by Employers¹⁸

79%

All data sources and notes, labeled 1 - 18, are referenced in detail on the "Sources & Notes" page at the end of the full report, or at this link: [AHIP.org/2023-State-Data](https://www.ahip.org/2023-State-Data)

Data compiled by AHIP, Center for Policy and Research, February 2023.

Access to Insurance



Health Insurance Employment in Utah

EMPLOYEES

Health Plan Employees⁶ **3,312**
 Insurance-Related Employees⁷ ... **14,189**

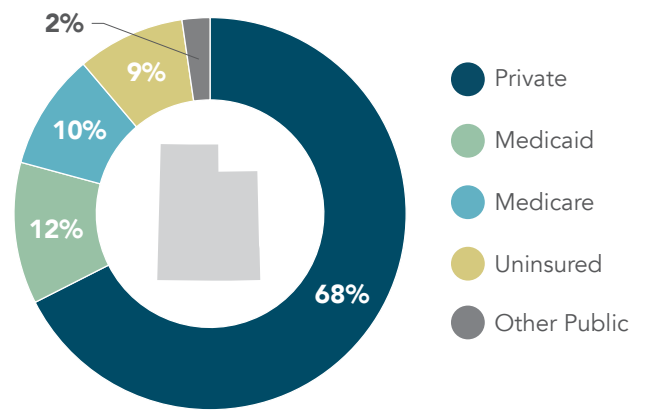
PAYROLL

Health Plan Employees⁶ **\$262,597,000**
 Insurance-Related Employees⁷ ... **\$1,071,412,000**

AVERAGE WAGE

Health Plan Employees⁶ **\$79,287**
 Insurance-Related Employees⁷ ... **\$75,510**

Health Insurance Coverage of Utah Residents⁸



All data sources and notes, labeled 1 - 18, are referenced in detail on the "Sources & Notes" page at the end of the full report, or at this link: [AHIP.org/2023-State-Data](https://www.ahip.org/2023-State-Data)

Data compiled by AHIP, Center for Policy and Research, February 2023.

Largest Health Plans by Number of People Covered

COMMERCIAL ⁹	Cigna	Regence BlueCross BlueShield of Utah	SelectHealth	UnitedHealthcare	University of Utah Health Plan
MEDIGAP ¹⁰	Aetna, a CVS Health Company	Cigna	Mutual Of Omaha	Regence BlueCross BlueShield of Utah	UnitedHealthcare
MEDICARE ADVANTAGE ¹¹	Aetna, a CVS Health Company	Humana	Regence BlueCross BlueShield of Utah	SelectHealth	UnitedHealthcare
MEDICAID ⁵	Healthy U (University of Utah Health Plans)	Molina Healthcare	SelectHealth Community Care	Steward Health Choice Utah	

STATE PREMIUM TAX COLLECTED¹²: **\$165,995,000**

Individual Marketplace in Utah

Marketplace Enrollees Receiving Premium Subsidies¹³

235,188 (94%)

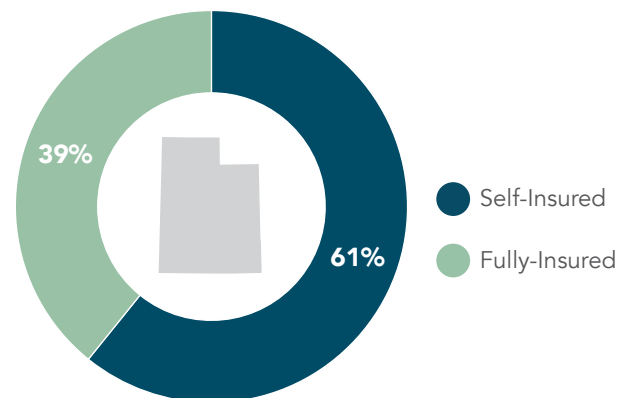
Average Monthly Premium Subsidy¹³

\$370

Percent of Subsidy-Eligible Population Enrolled in Marketplaces¹⁴

68%

Employer-Sponsored Insurance by Type¹⁵



Coverage by Employers in Utah

Share of Workers in Companies Offering Insurance¹⁶

82%

Share of Workers in Companies Offering a Choice From Among Two or More Plans¹⁷

77%

Percent of Single Coverage Premiums Paid by Employers¹⁸

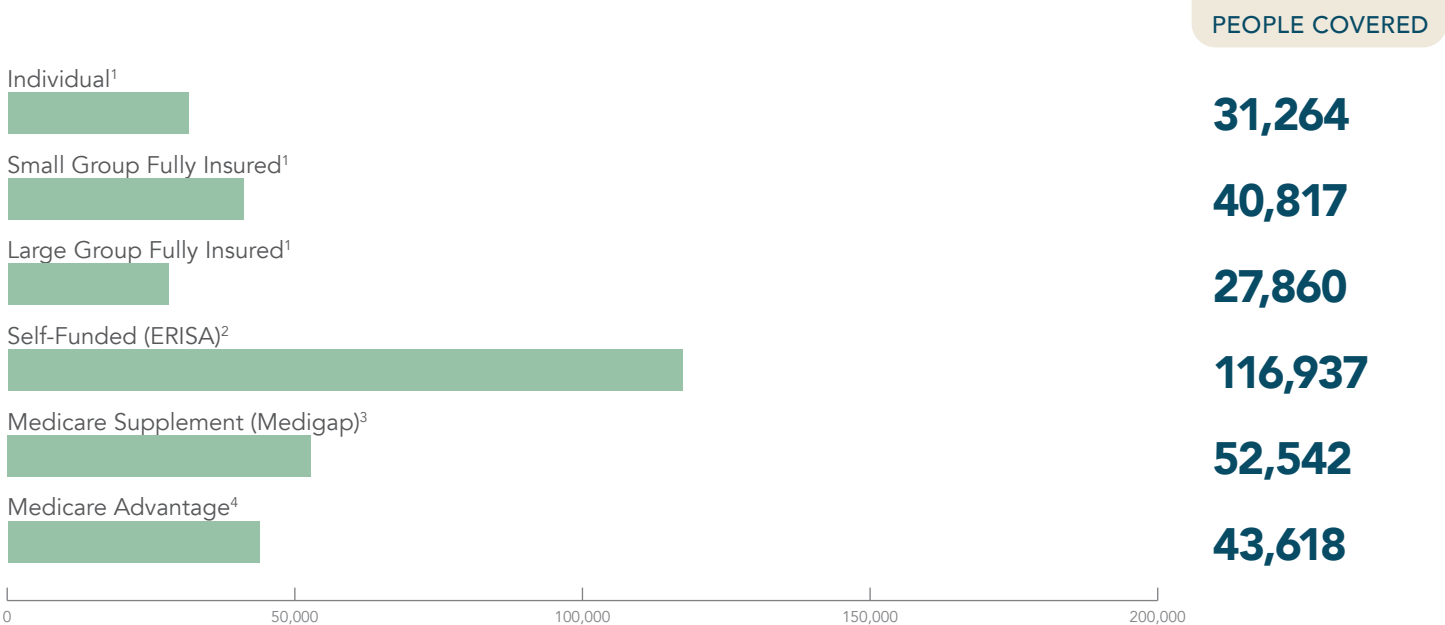
78%

Vermont

Health Insurance by the Numbers



Access to Insurance



Health Insurance Employment in Vermont

EMPLOYEES

Health Plan Employees⁶ **547**
 Insurance-Related Employees⁷ ... **1,822**

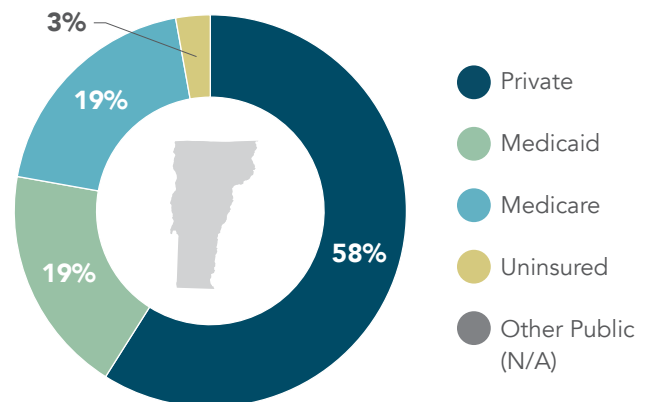
PAYROLL

Health Plan Employees⁶ **\$46,264,000**
 Insurance-Related Employees⁷ ... **\$126,695,000**

AVERAGE WAGE

Health Plan Employees⁶ **\$84,578**
 Insurance-Related Employees⁷ ... **\$69,536**

Health Insurance Coverage of Vermont Residents⁸



All data sources and notes, labeled 1 - 18, are referenced in detail on the "Sources & Notes" page at the end of the full report, or at this link: [AHIP.org/2023-State-Data](https://www.ahip.org/2023-State-Data)

Data compiled by AHIP, Center for Policy and Research, February 2023.

Largest Health Plans by Number of People Covered

COMMERCIAL ⁹	Blue Cross and Blue Shield of Vermont	Cigna	MVP Health Care	New York Life	US Life
MEDIGAP ¹⁰	Aetna, a CVS Health Company	Blue Cross and Blue Shield of Vermont	Cigna	Colonial Penn	UnitedHealthcare
MEDICARE ADVANTAGE ¹¹	Aetna, a CVS Health Company	Centene	MVP Health Care	UnitedHealthcare	Vermont Blue Advantage (Blue Cross Blue Shield of Michigan)

STATE PREMIUM TAX COLLECTED¹²: **\$63,343,000**

Individual Marketplace in Vermont

Marketplace Enrollees Receiving Premium Subsidies¹³

22,625 (88%)

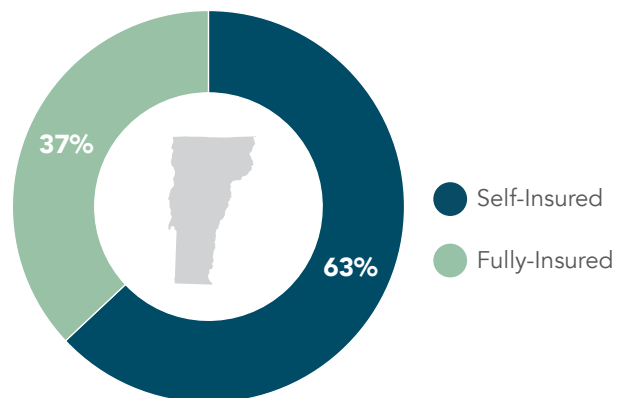
Average Monthly Premium Subsidy¹³

\$566

Percent of Subsidy-Eligible Population Enrolled in Marketplaces¹⁴

65%

Employer-Sponsored Insurance by Type¹⁵



Coverage by Employers in Vermont

Share of Workers in Companies Offering Insurance¹⁶

85%

Share of Workers in Companies Offering a Choice From Among Two or More Plans¹⁷

54%

Percent of Single Coverage Premiums Paid by Employers¹⁸

77%

All data sources and notes, labeled 1 - 18, are referenced in detail on the "Sources & Notes" page at the end of the full report, or at this link: [AHIP.org/2023-State-Data](https://www.ahip.org/2023-State-Data)

Data compiled by AHIP, Center for Policy and Research, February 2023.

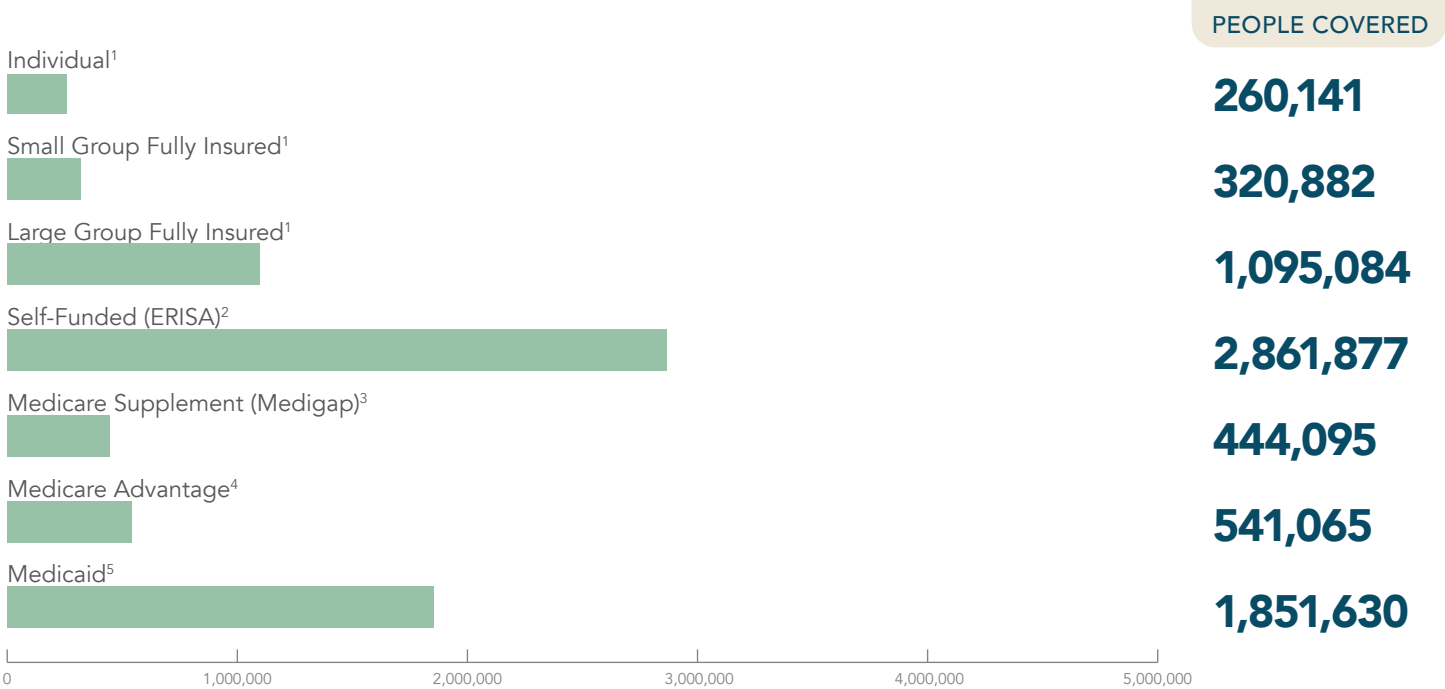
VERMONT

Virginia

Health Insurance by the Numbers



Access to Insurance



Health Insurance Employment in Virginia

EMPLOYEES

Health Plan Employees⁶ **17,850**

Insurance-Related Employees⁷ ... **22,074**

PAYROLL

Health Plan Employees⁶ **\$1,562,657,000**

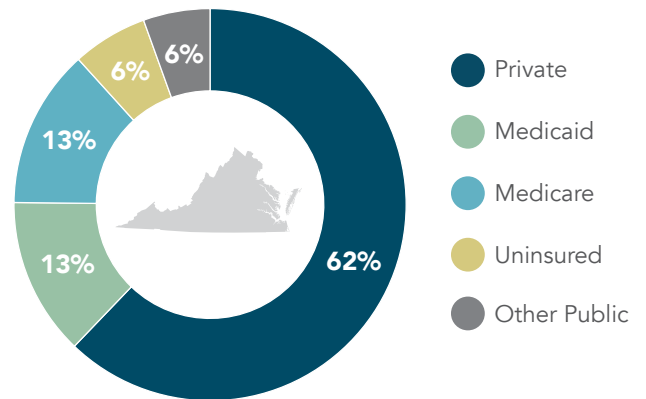
Insurance-Related Employees⁷ ... **\$1,616,001,000**

AVERAGE WAGE

Health Plan Employees⁶ **\$87,544**

Insurance-Related Employees⁷ ... **\$73,208**

Health Insurance Coverage of Virginia Residents⁸



All data sources and notes, labeled 1 - 18, are referenced in detail on the "Sources & Notes" page at the end of the full report, or at this link: [AHIP.org/2023-State-Data](https://www.ahip.org/2023-State-Data)

Data compiled by AHIP, Center for Policy and Research, February 2023.

Largest Health Plans by Number of People Covered

COMMERCIAL ⁹	Anthem (Elevance Health)	CareFirst	Cigna	Kaiser Permanente	UnitedHealthcare
MEDIGAP ¹⁰	Aetna, a CVS Health Company	Anthem (Elevance Health)	Cigna	Mutual Of Omaha	UnitedHealthcare
MEDICARE ADVANTAGE ¹¹	Aetna, a CVS Health Company	Anthem (Elevance Health)	Humana	Kaiser Permanente	UnitedHealthcare
MEDICAID ⁵	Aetna Better Health of Virginia	Anthem HealthKeepers Plus (Elevance Health)	Molina Healthcare	Optima Health and Virginia Premier Health Plan	UnitedHealthcare Community Plan

STATE PREMIUM TAX COLLECTED¹²: **\$551,005,000**

Individual Marketplace in Virginia

Marketplace Enrollees Receiving Premium Subsidies¹³

264,517 (90%)

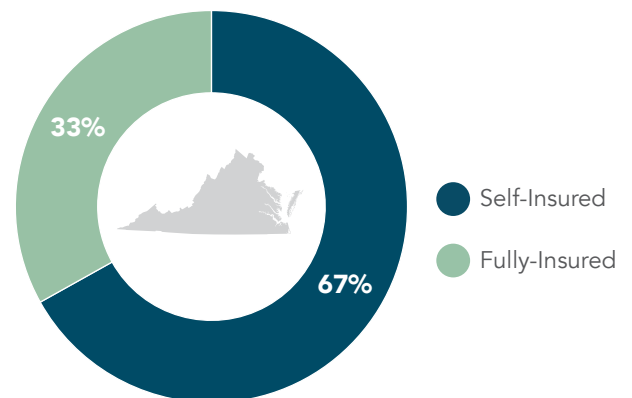
Average Monthly Premium Subsidy¹³

\$508

Percent of Subsidy-Eligible Population Enrolled in Marketplaces¹⁴

46%

Employer-Sponsored Insurance by Type¹⁵



Coverage by Employers in Virginia

Share of Workers in Companies Offering Insurance¹⁶

89%

Share of Workers in Companies Offering a Choice From Among Two or More Plans¹⁷

75%

Percent of Single Coverage Premiums Paid by Employers¹⁸

76%

All data sources and notes, labeled 1 - 18, are referenced in detail on the "Sources & Notes" page at the end of the full report, or at this link: [AHIP.org/2023-State-Data](https://www.ahip.org/2023-State-Data)

Data compiled by AHIP, Center for Policy and Research, February 2023.

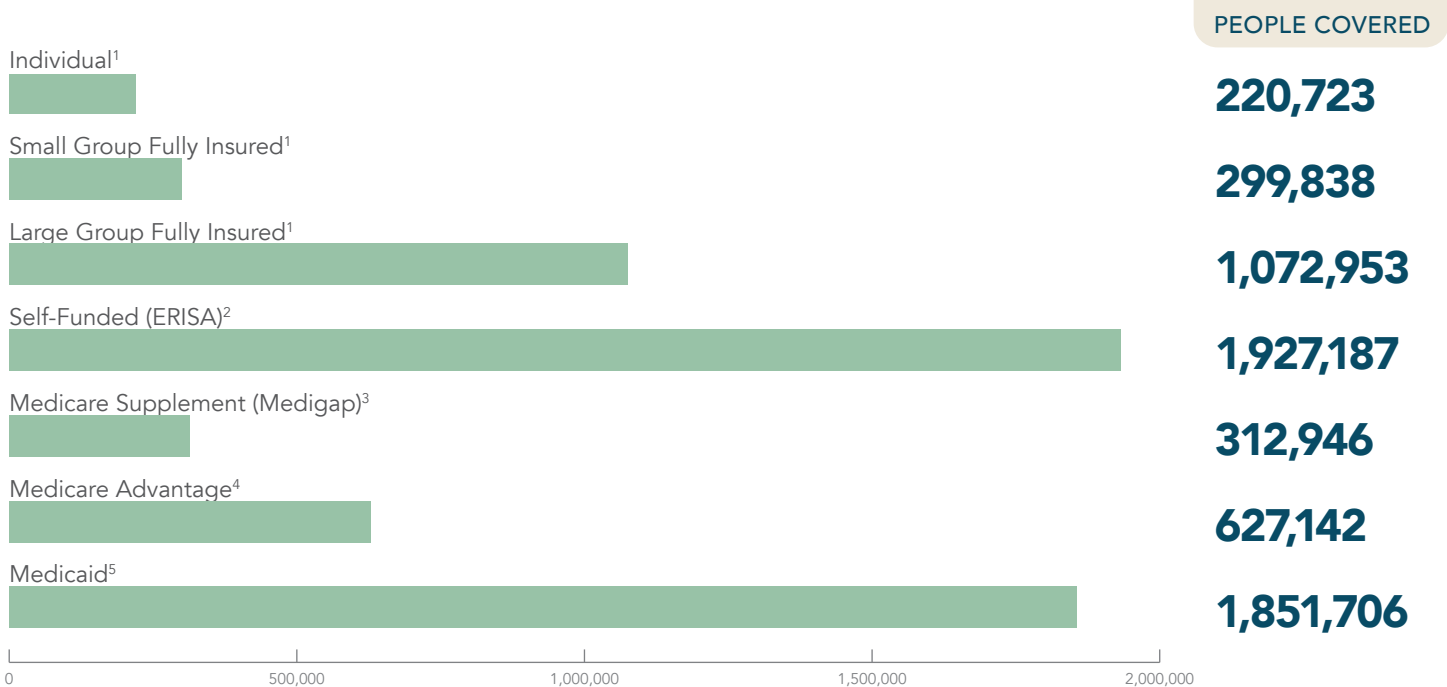
VIRGINIA

Washington

Health Insurance by the Numbers



Access to Insurance



Health Insurance Employment in Washington

EMPLOYEES

Health Plan Employees⁶ **13,228**

Insurance-Related Employees⁷ ... **22,128**

PAYROLL

Health Plan Employees⁶ **\$1,237,454,000**

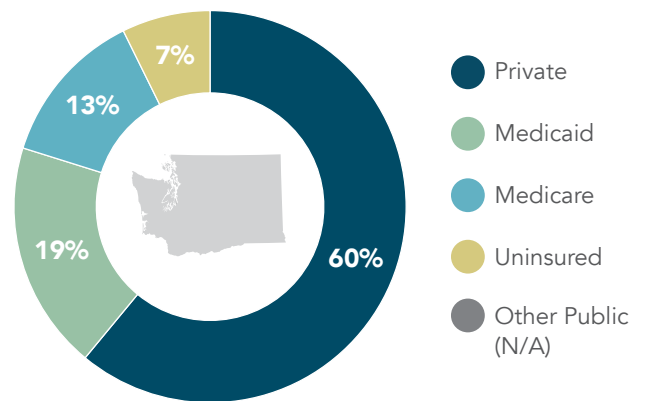
Insurance-Related Employees⁷ ... **\$1,769,976,000**

AVERAGE WAGE

Health Plan Employees⁶ **\$93,548**

Insurance-Related Employees⁷ ... **\$79,988**

Health Insurance Coverage of Washington Residents⁸



All data sources and notes, labeled 1 - 18, are referenced in detail on the "Sources & Notes" page at the end of the full report, or at this link: [AHIP.org/2023-State-Data](https://www.ahip.org/2023-State-Data)

Data compiled by AHIP, Center for Policy and Research, February 2023.

Largest Health Plans by Number of People Covered

COMMERCIAL ⁹	Aetna, a CVS Health Company	Kaiser Permanente	Premera Blue Cross	Regence BlueShield	UnitedHealthcare
MEDIGAP ¹⁰	Humana	Mutual Of Omaha	Premera Blue Cross	Regence BlueShield	UnitedHealthcare
MEDICARE ADVANTAGE ¹¹	Aetna, a CVS Health Company	Humana	Kaiser Permanente	Regence BlueShield	UnitedHealthcare
MEDICAID ⁵	Amerigroup (Elevance Health)	Community Health Plan of Washington	Coordinated Care of Washington (Centene)	Molina Healthcare of Washington	UnitedHealthcare Community Plan

STATE PREMIUM TAX COLLECTED¹²: **\$683,639,000**

Individual Marketplace in Washington

Marketplace Enrollees Receiving Premium Subsidies¹³

147,712 (70%)

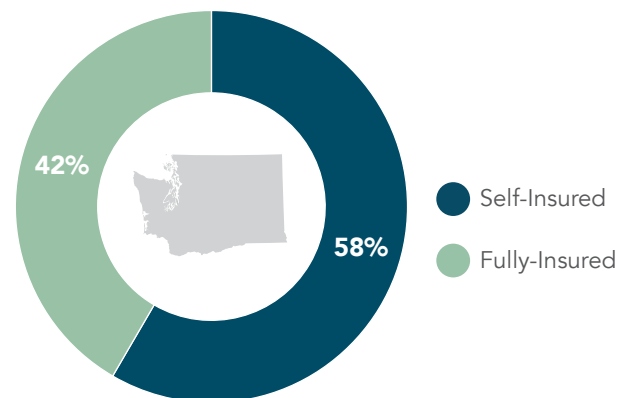
Average Monthly Premium Subsidy¹³

\$421

Percent of Subsidy-Eligible Population Enrolled in Marketplaces¹⁴

41%

Employer-Sponsored Insurance by Type¹⁵



Coverage by Employers in Washington

Share of Workers in Companies Offering Insurance¹⁶

86%

Share of Workers in Companies Offering a Choice From Among Two or More Plans¹⁷

70%

Percent of Single Coverage Premiums Paid by Employers¹⁸

85%

All data sources and notes, labeled 1 - 18, are referenced in detail on the "Sources & Notes" page at the end of the full report, or at this link: [AHIP.org/2023-State-Data](https://www.ahip.org/2023-State-Data)

Data compiled by AHIP, Center for Policy and Research, February 2023.

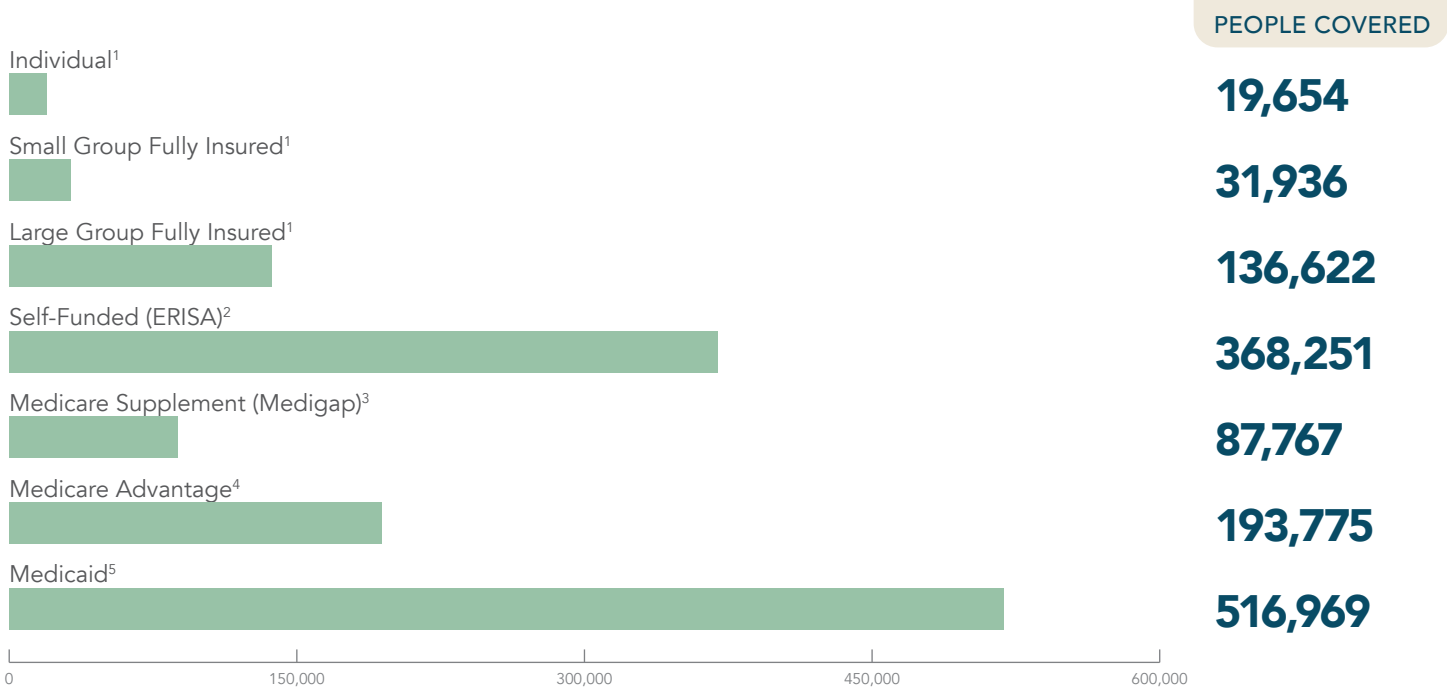
WASHINGTON

West Virginia

Health Insurance by the Numbers



Access to Insurance



Health Insurance Employment in West Virginia

EMPLOYEES

Health Plan Employees⁶ **1,520**

Insurance-Related Employees⁷ ... **3,472**

PAYROLL

Health Plan Employees⁶ **\$92,477,000**

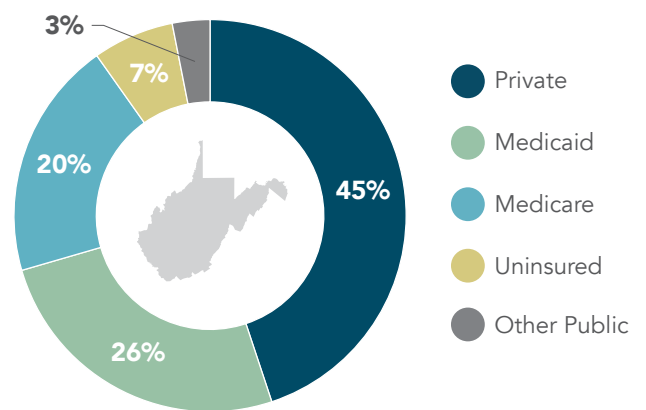
Insurance-Related Employees⁷ ... **\$177,218,000**

AVERAGE WAGE

Health Plan Employees⁶ **\$60,840**

Insurance-Related Employees⁷ ... **\$51,042**

Health Insurance Coverage of West Virginia Residents⁸



All data sources and notes, labeled 1 - 18, are referenced in detail on the "Sources & Notes" page at the end of the full report, or at this link: [AHIP.org/2023-State-Data](https://www.ahip.org/2023-State-Data)

Data compiled by AHIP, Center for Policy and Research, February 2023.

Largest Health Plans by Number of People Covered

COMMERCIAL ⁹	Aetna, a CVS Health Company	CareSource	Highmark	The Health Plan	UnitedHealthcare
MEDIGAP ¹⁰	Aetna, a CVS Health Company	Cigna	Highmark	Mutual Of Omaha	UnitedHealthcare
MEDICARE ADVANTAGE ¹¹	Aetna, a CVS Health Company	Highmark	Humana	The Health Plan	UnitedHealthcare
MEDICAID ⁵	Aetna Better Health of West Virginia	Health Plan of the Upper Ohio Valley (The Health Plan)		Unicare (Elevance Health)	

STATE PREMIUM TAX COLLECTED¹²: **\$118,061,000**

Individual Marketplace in West Virginia

Marketplace Enrollees Receiving Premium Subsidies¹³

20,466 (95%)

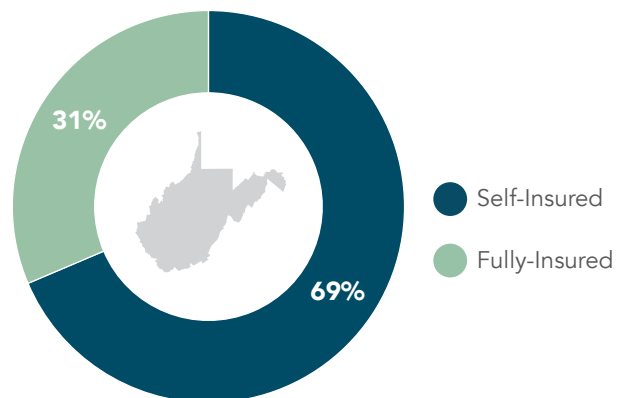
Average Monthly Premium Subsidy¹³

\$1,007

Percent of Subsidy-Eligible Population Enrolled in Marketplaces¹⁴

22%

Employer-Sponsored Insurance by Type¹⁵



Coverage by Employers in West Virginia

Share of Workers in Companies Offering Insurance¹⁶

86%

Share of Workers in Companies Offering a Choice From Among Two or More Plans¹⁷

61%

Percent of Single Coverage Premiums Paid by Employers¹⁸

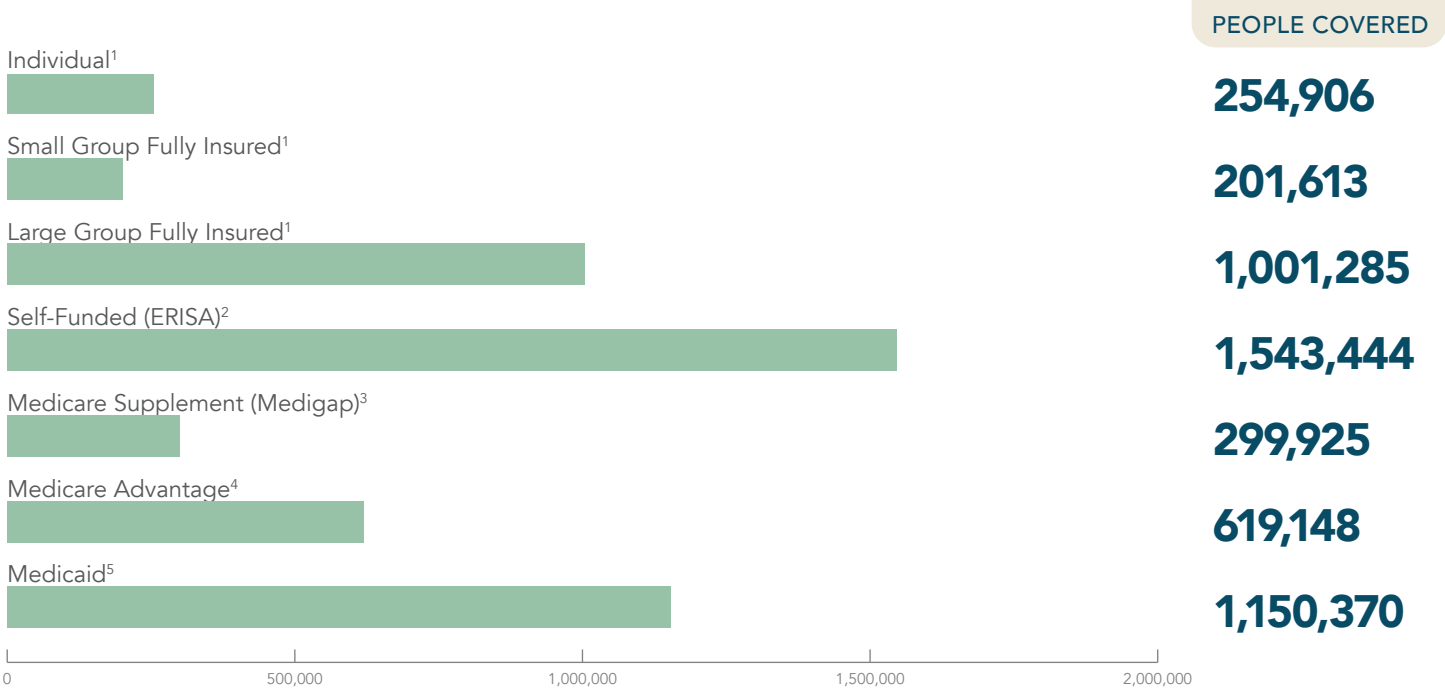
78%

All data sources and notes, labeled 1 - 18, are referenced in detail on the "Sources & Notes" page at the end of the full report, or at this link: [AHIP.org/2023-State-Data](https://www.ahip.org/2023-State-Data)

Data compiled by AHIP, Center for Policy and Research, February 2023.

WEST VIRGINIA

Access to Insurance



Health Insurance Employment in Wisconsin

EMPLOYEES

Health Plan Employees⁶ **17,988**

Insurance-Related Employees⁷ ... **21,390**

PAYROLL

Health Plan Employees⁶ **\$1,326,578,000**

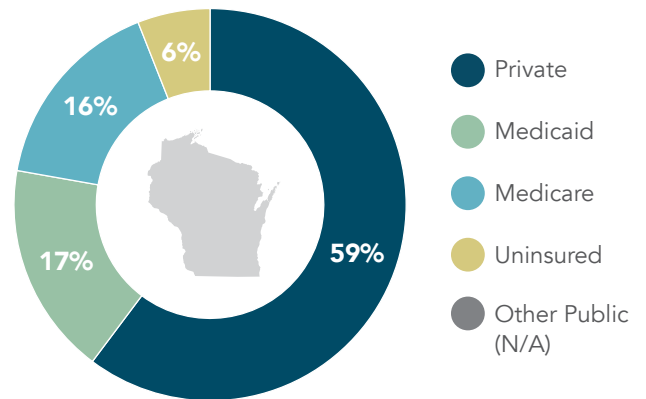
Insurance-Related Employees⁷ ... **\$1,432,261,000**

AVERAGE WAGE

Health Plan Employees⁶ **\$73,748**

Insurance-Related Employees⁷ ... **\$66,959**

Health Insurance Coverage of Wisconsin Residents⁸



All data sources and notes, labeled 1 - 18, are referenced in detail on the "Sources & Notes" page at the end of the full report, or at this link: [AHIP.org/2023-State-Data](https://www.ahip.org/2023-State-Data)

Data compiled by AHIP, Center for Policy and Research, February 2023.

Largest Health Plans by Number of People Covered

COMMERCIAL ⁹	Anthem (Elevance Health)	Dean Health Plan	Quartz Health Solutions	UnitedHealthcare	WEA Trust
MEDIGAP ¹⁰	Aetna, a CVS Health Company	Anthem (Elevance Health)	Physicians Mutual	UnitedHealthcare	Wisconsin Physicians Services
MEDICARE ADVANTAGE ¹¹	Anthem (Elevance Health)	Humana	Network Health	Security Health Plan of Wisconsin	UnitedHealthcare
MEDICAID ⁵	Anthem Blue Cross and Blue Shield (Elevance Health)	Children's Community Health Plan	Molina Healthcare of Wisconsin	Security Health Plan	UnitedHealthcare Community Plan

STATE PREMIUM TAX COLLECTED¹²: **\$226,531,000**

Individual Marketplace in Wisconsin

Marketplace Enrollees Receiving Premium Subsidies¹³

181,848 (89%)

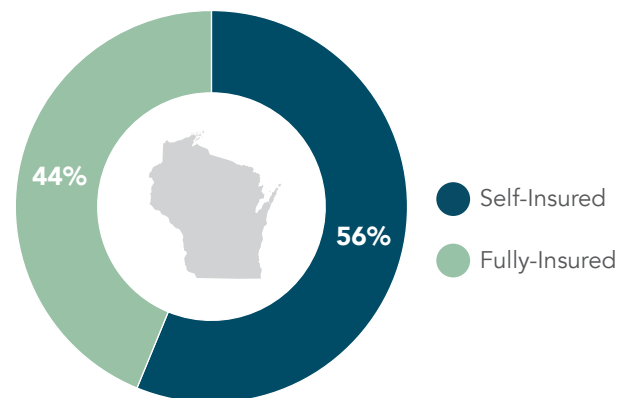
Average Monthly Premium Subsidy¹³

\$531

Percent of Subsidy-Eligible Population Enrolled in Marketplaces¹⁴

52%

Employer-Sponsored Insurance by Type¹⁵



Coverage by Employers in Wisconsin

Share of Workers in Companies Offering Insurance¹⁶

87%

Share of Workers in Companies Offering a Choice From Among Two or More Plans¹⁷

71%

Percent of Single Coverage Premiums Paid by Employers¹⁸

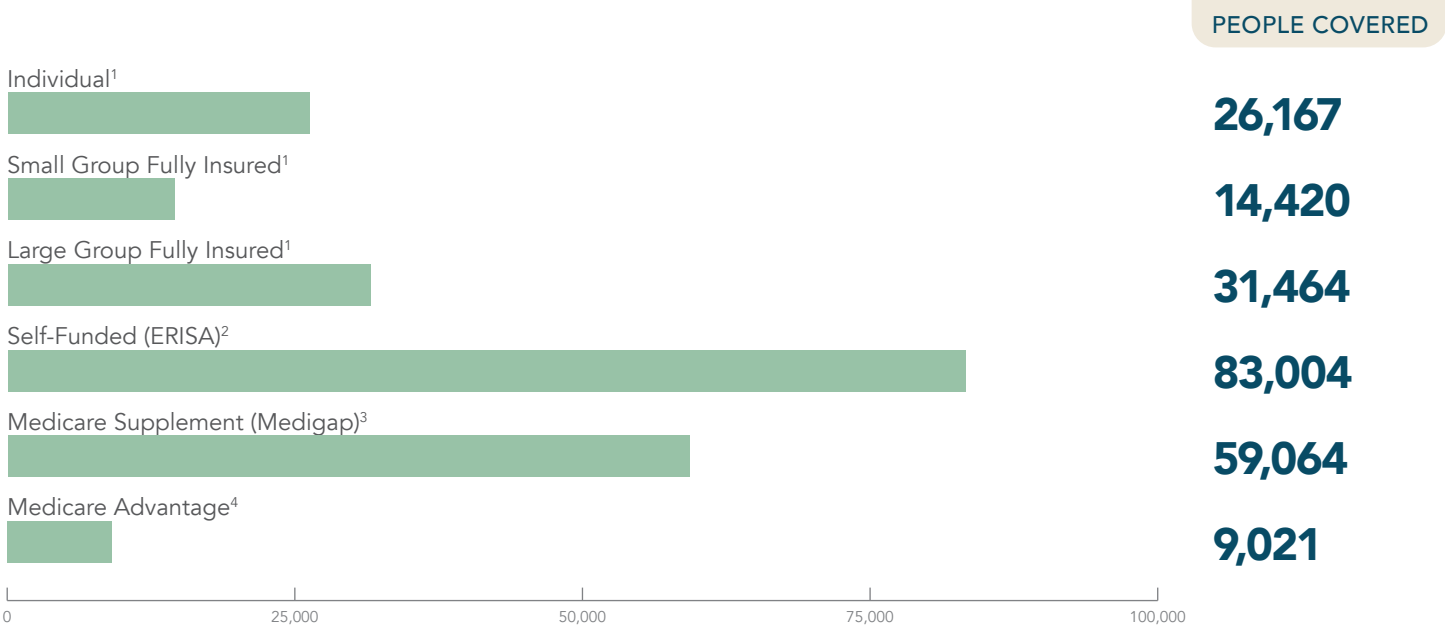
78%

Wyoming

Health Insurance by the Numbers



Access to Insurance



Health Insurance Employment in Wyoming

EMPLOYEES

Health Plan Employees⁶ **357**
 Insurance-Related Employees⁷ ... **1,226**

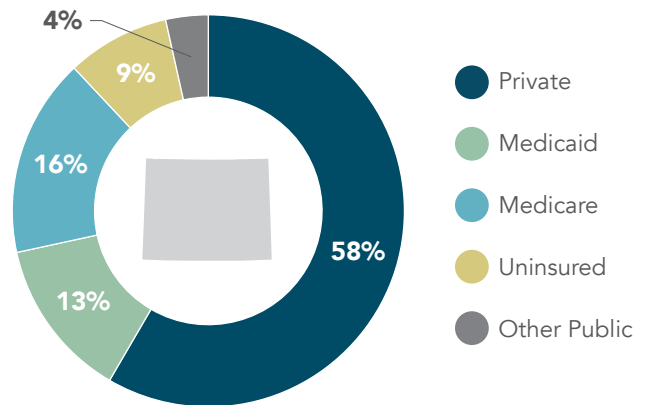
PAYROLL

Health Plan Employees⁶ **\$23,886,000**
 Insurance-Related Employees⁷ ... **\$66,097,000**

AVERAGE WAGE

Health Plan Employees⁶ **\$66,908**
 Insurance-Related Employees⁷ ... **\$53,913**

Health Insurance Coverage of Wyoming Residents⁸



All data sources and notes, labeled 1 - 18, are referenced in detail on the "Sources & Notes" page at the end of the full report, or at this link: [AHIP.org/2023-State-Data](https://www.ahip.org/2023-State-Data)

Data compiled by AHIP, Center for Policy and Research, February 2023.

Largest Health Plans by Number of People Covered

COMMERCIAL ⁹	Aetna, a CVS Health Company	Blue Cross Blue Shield of Wyoming	Cigna	Timber Products Manufacturers Trust	UnitedHealthcare
MEDIGAP ¹⁰	Aetna, a CVS Health Company	Blue Cross Blue Shield of Wyoming	Cigna	Mutual Of Omaha	UnitedHealthcare
MEDICARE ADVANTAGE ¹¹	Aetna, a CVS Health Company	Humana	UnitedHealthcare	Zing Health	

STATE PREMIUM TAX COLLECTED¹²: **\$36,231,000**

Individual Marketplace in Wyoming

Marketplace Enrollees Receiving Premium Subsidies¹³

32,278 (96%)

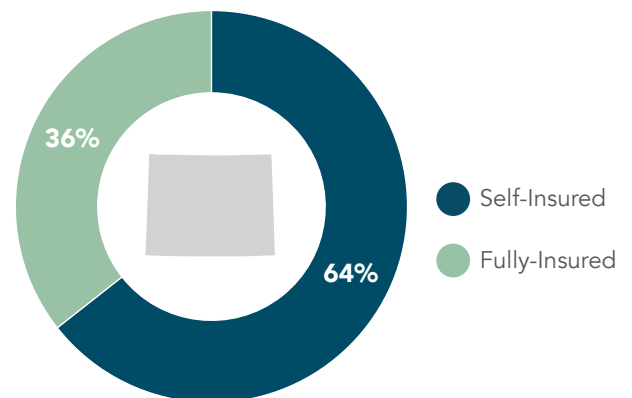
Average Monthly Premium Subsidy¹³

\$813

Percent of Subsidy-Eligible Population Enrolled in Marketplaces¹⁴

43%

Employer-Sponsored Insurance by Type¹⁵



Coverage by Employers in Wyoming

Share of Workers in Companies Offering Insurance¹⁶

71%

Share of Workers in Companies Offering a Choice From Among Two or More Plans¹⁷

51%

Percent of Single Coverage Premiums Paid by Employers¹⁸

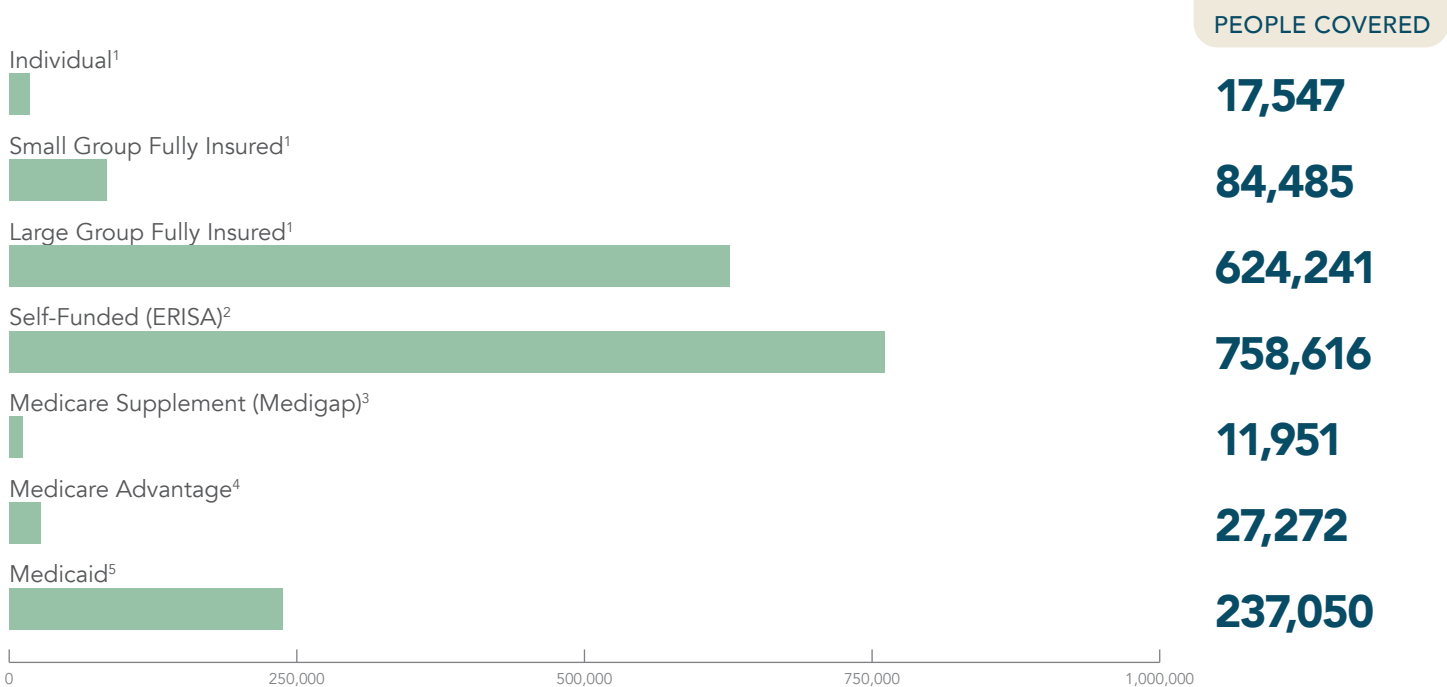
83%

Washington, D.C.

Health Insurance by the Numbers



Access to Insurance



Health Insurance Employment in Washington, D.C.

EMPLOYEES

Health Plan Employees⁶ **1,590**

Insurance-Related Employees⁷ ... **3,156**

PAYROLL

Health Plan Employees⁶ **\$198,662,000**

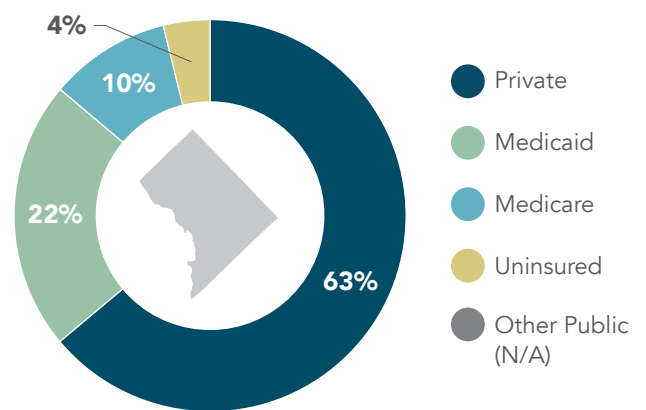
Insurance-Related Employees⁷ ... **\$373,229,000**

AVERAGE WAGE

Health Plan Employees⁶ **\$124,945**

Insurance-Related Employees⁷ ... **\$118,260**

Health Insurance Coverage of Washington, D.C. Residents⁸



All data sources and notes, labeled 1 - 18, are referenced in detail on the "Sources & Notes" page at the end of the full report, or at this link: [AHIP.org/2023-State-Data](https://www.ahip.org/2023-State-Data)

Data compiled by AHIP, Center for Policy and Research, February 2023.

Largest Health Plans by Number of People Covered

COMMERCIAL ⁹	Aetna, a CVS Health Company	CareFirst	Cigna	Kaiser Permanente	UnitedHealthcare
MEDIGAP ¹⁰	CareFirst	Colonial Penn	Mutual Of Omaha	USAA	UnitedHealthcare
MEDICARE ADVANTAGE ¹¹	Aetna, a CVS Health Company	Cigna	Humana	Kaiser Permanente	UnitedHealthcare
MEDICAID ⁵	AmeriHealth Caritas	CareFirst Community Health Plan	Health Services for Children with Special Needs	MedStar Family Choice	

STATE PREMIUM TAX COLLECTED¹²: **\$133,546,000**

Individual Marketplace in Washington, D.C.

Marketplace Enrollees Receiving Premium Subsidies¹³

2,232 (16%)

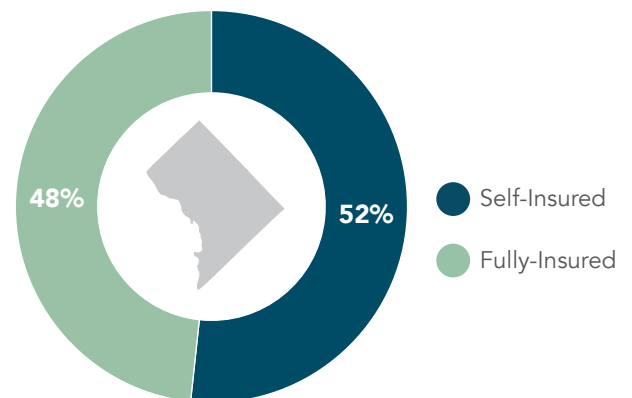
Average Monthly Premium Subsidy¹³

\$343

Percent of Subsidy-Eligible Population Enrolled in Marketplaces¹⁴

5%

Employer-Sponsored Insurance by Type¹⁵



Coverage by Employers in Washington, D.C.

Share of Workers in Companies Offering Insurance¹⁶

95%

Share of Workers in Companies Offering a Choice From Among Two or More Plans¹⁷

82%

Percent of Single Coverage Premiums Paid by Employers¹⁸

79%

All data sources and notes, labeled 1 - 18, are referenced in detail on the "Sources & Notes" page at the end of the full report, or at this link: [AHIP.org/2023-State-Data](https://www.ahip.org/2023-State-Data)

Data compiled by AHIP, Center for Policy and Research, February 2023.

Sources & Notes

1. SOURCES:

Access to Insurance – Large Group, Small Group and Individual Covered Lives (All States)

National Association of Insurance Commissioners. 2020 Supplemental Health Care Exhibit Report. Volume I. Washington, DC. 2021. Available at <https://content.naic.org/sites/default/files/publication-hcs-zb-supplemental-health-report.pdf> (accessed on January 25, 2023). The NAIC does not endorse any analysis or conclusion based upon the use of its data.

Large Group, Small Group and Individual Covered Lives (CA only)

California Department of Managed Health Care, Enrollment Summary Report 2020. Available at <http://www.dmhc.ca.gov/DataResearch/FinancialSummaryData.aspx> (accessed on January 25, 2023).

NOTES:

Large group covered lives were calculated as domestic comprehensive health coverage policies issued to large group employers as of 12/31/20. This includes Federal Employees Health Benefit Plan, TRICARE and similar insured state and local fully insured programs, but does not include the self-funded coverage.

Small group covered lives were calculated as domestic comprehensive health coverage policies that were issued to small groups as of 12/31/20. AHIP used the NAIC's definition of a "small group plan", which is defined as a health plan offered in the small group market as such term is defined in the state law. Small group definitions may vary across states.

Individual covered lives were calculated as comprehensive health coverage policies that were issued to an individual covering the individual and/or their dependents in the United States' individual market as of 12/31/20. Group conversion policies are also included, as defined in NAIC Group Insurance Mandatory Conversion Privilege Model Act #105.

Most of the California health insurance plans report their enrollment statistics not to the NAIC, but to state agencies. We report California statistics for large group, small group and individual covered lives using combined data from the NAIC and the California Department of Managed Health Care. For large groups the reported statistic represents the number of enrollees receiving health insurance from an employer with 51 or more workers. For small groups, the reported statistic represents the number of enrollees receiving health insurance from an employer with 50 or fewer workers.

2. ACCESS TO INSURANCE – SELF-FUNDED (ERISA) COVERED LIVES

SOURCES:

Agency for Healthcare Research and Quality, Center for Financing, Access and Cost Trends. Medical Expenditure Panel Survey-Insurance Component, 2020. Medical Expenditure Panel Survey. Private Sector Insurance Component, State and Metro Area Tables, Table II.B.2.b(1). Available at https://meps.ahrq.gov/data_stats/summ_tables/insr/state/series_2/2020/tiib2b1.htm (accessed on January 25, 2023)

National Association of Insurance Commissioners. 2020 Supplemental Health Care Exhibit Report. Volume I. Washington, DC. 2021. Available at <https://content.naic.org/sites/default/files/publication-hcs-zb-supplemental-health-report.pdf> (accessed on January 25, 2023).

California Department of Managed Health Care, Enrollment Summary Report 2020. Available at <http://www.dmhc.ca.gov/DataResearch/FinancialSummaryData.aspx> (accessed on January 25, 2023).

NOTES:

AHIP Center for Policy and Research calculated the state-level fully-insured group enrollment statistics by using the NAIC and California Department of Managed Health Care enrollment data (see the endnote 1 for details). These statistics were combined with the Medical Expenditure Panel Survey estimates on the share of private-sector enrollees that are enrolled in self-insured plans to calculate the state-level estimates of self-insured covered lives. The NAIC does not endorse any analysis or conclusion based upon the use of its data.

3. ACCESS TO INSURANCE – MEDIGAP COVERED LIVES

SOURCES:

AHIP Center for Policy and Research analysis of the NAIC Medicare Supplement Insurance Experience Exhibit for the year ended December 31, 2021 and of the California Department of Managed Health Care Enrollment Summary Report, 2021.

NOTES:

Medigap covered lives included the sum of enrollment numbers reported to NAIC and, in the case of California, the enrollment numbers reported to the California Department of Managed Health Care.

4. ACCESS TO INSURANCE – MEDICARE ADVANTAGE COVERED LIVES

SOURCES:

Medicare Advantage Enrollment Data from the Centers of Medicare and Medicaid Services. December 2022. Available at: <https://www.cms.gov/research-statistics-data-and-systems/statistics-trends-and-reports/mcradvpa/rtdenrolldata/monthly/monthly-enrollment-state-2022-12> (accessed on January 25, 2023).

NOTES:

Excludes enrollment in Demonstrations, Cost, Medicare-Medicaid, PACE, and HCPP plans.

5. ACCESS TO INSURANCE – MEDICAID

Top 5 Largest Health Plans by Number of Covered Lives – Medicaid

SOURCES:

Health Management Associates analysis for AHIP of data from state agencies, NAIC and S&P Global Market Intelligence.

NOTES:

Medicaid Managed Care Enrollment, only, including the Medicaid expansion enrollment. The Medicaid enrollment in Puerto Rico and other U.S. territories is not included. All the data is as of June 2022 except for California, Florida, Kentucky, Mississippi, New York, Oregon, South Carolina, Wisconsin (May 2022); Nevada, New Mexico, North Dakota, Tennessee, West Virginia (April 2022); Illinois, Louisiana, Maryland, Missouri, Nebraska, Washington (March 2022); Colorado, Indiana, Michigan, New Jersey, Ohio, Pennsylvania, Texas (February 2022); District of Columbia, (January 2022); Hawaii, New Hampshire, Rhode Island, Utah (December 2021); Delaware, Massachusetts (December 2020). While Idaho has two dual-eligible managed care programs, the state government does not release detailed enrollment statistics.

6. NUMBER OF DIRECT JOBS, PAYROLL AND AVERAGE WAGES

SOURCES:

U.S. Census Bureau 2020 County Business Patterns (NAICS) report. Direct jobs are defined using the insurance industry NAICS codes 524114 (direct health and medical insurance carriers) and 621491 (HMO medical centers). Note: Only states that included information on number of jobs and payroll were used in this calculation.

NOTES:

The U.S. Census Bureau could only provide direct jobs data for NAIC 621491 (HMO medical centers) for Arizona, Arkansas, California, Colorado, District of Columbia, Florida, Georgia, Hawaii, Illinois, Kansas, Maine, Maryland, Massachusetts, Minnesota, Nevada, Missouri, New Jersey, New York, Oregon, Pennsylvania, South Carolina, Virginia, Washington, and Wisconsin.

7. NUMBER OF OTHER-INSURANCE RELATED JOBS, PAYROLL AND AVERAGE WAGES

SOURCES:

U.S. Census Bureau 2020 County Business Patterns (NAICS) report. Other insurance-related jobs are defined using the insurance industry NAICS codes 524130 (reinsurance carriers), 524210 (insurance agencies and brokerages), 524291 (claims adjusting), and 524292 (third party administration of insurance and pension funds). Note: Only states that included information on number of jobs and payroll were used in this calculation.

NOTES:

The U.S. Census Bureau was NOT able to supply data on NAIC 524130 (Reinsurance Carriers) for the following states: Alaska, Hawaii, Louisiana, Mississippi, North Dakota, Rhode Island, South Dakota, Vermont, West Virginia, and Wyoming.

The U.S. Census Bureau was NOT able to supply data on NAIC code 524291 (Claims Adjusting) for District of Columbia. Note: Only states that included information on number of jobs and payroll were used in this calculation.

8. HEALTH INSURANCE COVERAGE

SOURCES:

Kaiser Family Foundation (KFF) estimates based on the Census Bureau's 2021 Current Population Survey (CPS). Available at: <https://www.kff.org/other/state-indicator/health-insurance-coverage-of-the-total-population-cps/> (accessed on September 27, 2022).

NOTES:

Coverage is defined using the following hierarchy:

"Medicaid" Includes those covered by Medicaid, Children's Health Insurance Plan (CHIP) as well as those who have both Medicaid and another type of coverage, such as dual eligibles.

"Medicare": Includes those covered by Medicare, Medicare Advantage, and those who have Medicare and another type of non-Medicaid coverage where Medicare appears to be the primary payer.

"Private" includes those covered by employer-sponsored coverage either through their own job or as a dependent in the same household, as well as individuals/families that purchased or are covered as a dependent by a non-group insurance.

"Other" includes those covered under the military or Veterans Administration.

"Uninsured" includes those without health insurance and those who have coverage under the Indian Health Service only.

9. TOP 5 LARGEST HEALTH PLANS BY NUMBER OF COVERED LIVES – COMMERCIAL, FULLY-INSURED (ALL STATES)

SOURCES:

National Association of Insurance Commissioners. 2020 Supplemental Health Care Exhibit Report. Volume I. Washington, DC. 2020. Available at <https://content.naic.org/sites/default/files/publication-hcs-zb-supplemental-health-report.pdf> (accessed on February 2, 2023). The NAIC does not endorse any analysis or conclusion based upon the use of its data.

Commercial, Fully-Insured (CA only)

California Department of Managed Health Care, Enrollment Summary Report 2020. Available at <http://www.dmhc.ca.gov/DataResearch/FinancialSummaryData.aspx> (accessed on January 25, 2023).

NOTES:

Each state's commercial market size was calculated as a sum of large group, small group and individual enrollment as reported by the NAIC. These enrollment statistics reported by the NAIC do not include the self-funded coverage.

Most of the California health insurance plans report their enrollment statistics not to the NAIC, but to state agencies. Thus, the combined enrollment statistics from the NAIC and the California Department of Managed Health Care were used to determine five largest commercial health plans by enrollment.

10. TOP 5 LARGEST HEALTH PLANS BY NUMBER OF COVERED LIVES – MEDIGAP

SOURCES:

AHIP analysis of 2021 Medicare Supplement insurance data from National Association of Insurance Commissioners (NAIC), by permission. The NAIC does not endorse any analysis or conclusion based upon the use of its data.

11. TOP 5 LARGEST HEALTH PLANS BY NUMBER OF COVERED LIVES – MEDICARE ADVANTAGE

SOURCES:

AHIP analysis of data from Centers for Medicare & Medicaid Services (CMS). December 2022. Available at: <https://www.cms.gov/Research-Statistics-Data-and-Systems/Statistics-Trends-and-Reports/MCRAdvPartDEnrolData/index.html> (accessed on February 2, 2023).

12. STATE PREMIUM TAX COLLECTED

SOURCES:

U.S. Census Bureau, 2021 Annual Survey of State Government Tax Collections. Available at: <https://www.census.gov/data/tables/2021/econ/stc/2021-annual.html> (accessed on September 26, 2022).

13. INDIVIDUAL MARKETPLACE COVERAGE – NUMBER AND PERCENT OF MARKETPLACE ENROLLEES RECEIVING PREMIUM SUBSIDIES, AVERAGE MONTHLY PREMIUM SUBSIDY

SOURCES:

Centers for Medicare & Medicaid Services (CMS). CMS. Effectuated Enrollment: Early 2022 Snapshot and Full Year 2021 Average. Available at: <https://www.cms.gov/files/document/early-2022-and-full-year-2021-effectuated-enrollment-report.pdf> (accessed on September 26, 2022).

14. INDIVIDUAL MARKETPLACE COVERAGE – PERCENT OF SUBSIDY-ELIGIBLE POPULATION ENROLLED IN MARKETPLACES

SOURCES:

Kaiser Family Foundation (KFF) estimates based on 2019 Medicaid eligibility levels and 2019 American Community Survey and Early 2020 Effectuated Enrollment Snapshot, Centers for Medicaid and Medicare Services (CMS), July 23, 2020. Available at: <https://www.kff.org/health-reform/state-indicator/marketplace-enrollees-eligible-for-financial-assistance-as-a-share-of-subsidy-eligible-population/> (accessed on September 26, 2022).

15. ACCESS TO INSURANCE – EMPLOYER-SPONSORED INSURANCE BY TYPE

SOURCES:

AHIP analysis of Agency for Healthcare Research and Quality, Center for Financing, Access and Cost Trends. Medical Expenditure Panel Survey-Insurance Component, 2020. Medical Expenditure Panel Survey. Private Sector Insurance Component, State and Metro Area Tables, Table II.B.2.b(1). Available at https://meps.ahrq.gov/data_stats/summ_tables/insr/state/series_2/2020/tiib2b1.htm (accessed on January 25, 2023)

16. ACCESS TO INSURANCE – SHARE OF WORKERS IN COMPANIES OFFERING INSURANCE

SOURCES:

Agency for Healthcare Research and Quality, Center for Financing, Access and Cost Trends. Medical Expenditure Panel Survey-Insurance Component, 2020. Medical Expenditure Panel Survey. Private Sector Insurance Component, State and Metro Area Tables, Table II.B.2. Available at https://meps.ahrq.gov/data_stats/summ_tables/insr/state/series_2/2020/tiib2.pdf (accessed on February 2, 2023)

17. ACCESS TO INSURANCE – SHARE OF WORKERS IN COMPANIES OFFERING A CHOICE FROM AMONG TWO OR MORE PLANS

SOURCES:

Agency for Healthcare Research and Quality, Center for Financing, Access and Cost Trends. Medical Expenditure Panel Survey-Insurance Component, 2020. Medical Expenditure Panel Survey. Private Sector Insurance Component, State and Metro Area Tables, Table II.B.2.c Available at https://meps.ahrq.gov/data_stats/summ_tables/insr/state/series_2/2020/tiib2c.htm (accessed on February 2, 2023)

18. ACCESS TO INSURANCE – PERCENT OF SINGLE COVERAGE PREMIUMS PAID BY EMPLOYERS

SOURCES:

AHIP analysis of Agency for Healthcare Research and Quality, Center for Financing, Access and Cost Trends. Medical Expenditure Panel Survey-Insurance Component, 2020. Medical Expenditure Panel Survey. Private Sector Insurance Component, State and Metro Area Tables, Table II.C.3. Available at https://meps.ahrq.gov/data_stats/summ_tables/insr/state/series_2/2020/tiic3.htm (accessed on February 2, 2023)



601 Pennsylvania Avenue, NW
South Building, Suite 500
Washington, D.C. 20004

202.778.3200
AHIP.org

